

Fuses and relays Hyundai Accent II (LC), 1999 - 2006

 car-box.info/hyundai/accent/ii-lc-1999-2006.html

Accent (sold as Verna in some countries) is a subcompact car manufactured by the South Korean Hyundai Motor Company. In this article we will understand in detail fuse box diagrams Hyundai Accent (second generation; LC index) 1999, 2000, 2001, 2001, 2002, 2003, 2004, 2005, 2006 years of manufacture.



Here you will find the locations and photos of the mounting blocks. Also, we will separately mark the fuses responsible for the cigarette lighter and the fuel pump.

In the engine compartment

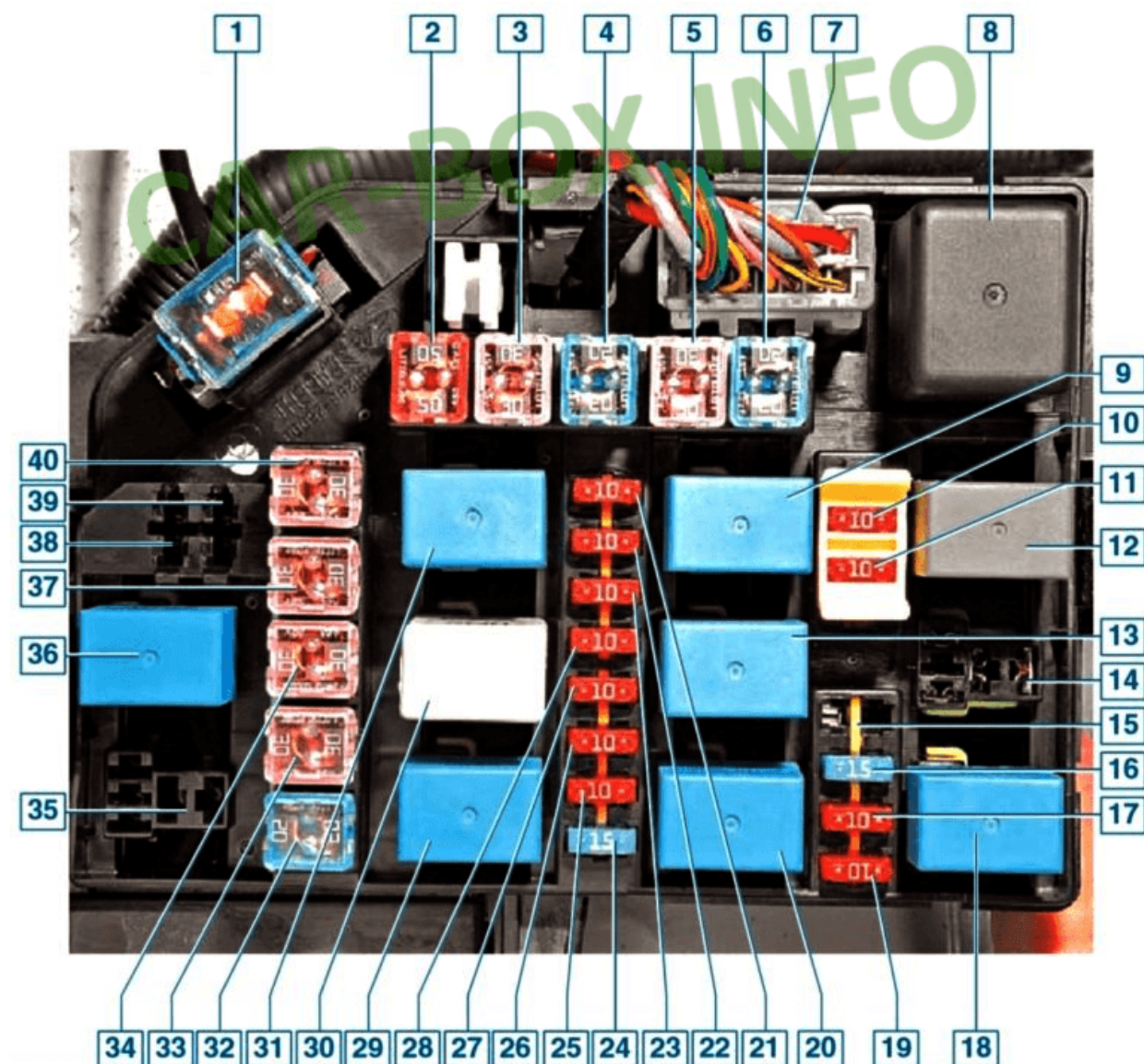
Depending on the type of engine installed (diesel or gasoline), there can be either one or two units.

Main fuse box



Located on the left side, next to the battery.

Diagram



No.	Description	Amps
1	generator	100
2	central locking, alarm system, brake lights, rear window heating, buzzer, interior lighting, electronic control unit	50
3	marker lamps, head light - headlights	20
4	engine control unit	20
5	ignition, engine start	30
6	engine cooling fan	20
7	wiring connector	-
8	heater fan relay	-

Diagram

9	horn relay	-
10	interior lamps	10
11	audio system - radio tape recorder	10
12	air conditioner fan relay No. 2	-
13	air conditioning compressor relay	-
14	fog lamp relay	-
15	fuel pump relay	-
16	idle speed control, camshaft position sensor	15
17	engine control unit	10
18	radiator fan relay	-
19	turning on the air conditioner	10
20	air conditioning condenser fan coil heat exchanger relay No. 1	-
21	engine control unit	10
22	A / C Compressor Clutch	10
23	horn	10
24	fog lamp fuse	15
25	head light - left headlight	10
26	head light - right headlight	10
27	right side lamps, license plate lighting	10
28	left side lamps, headlight washer relay	10
29	parking light relay	-
30	generator pre-excitation resistor	-
31	starter relay	-
32	A / C Condenser Heat Exchanger Fan	20
33	power window fuse	30
34	ABS system	30
35	Relay for permanently switched on dipped-beam headlamps	-

Diagram

36	fuel pump relay	-
37	Anti Lock Brake System - ABS	30
38	diode	-
39	diode	-
40	heater fan fuse	30

Additional block

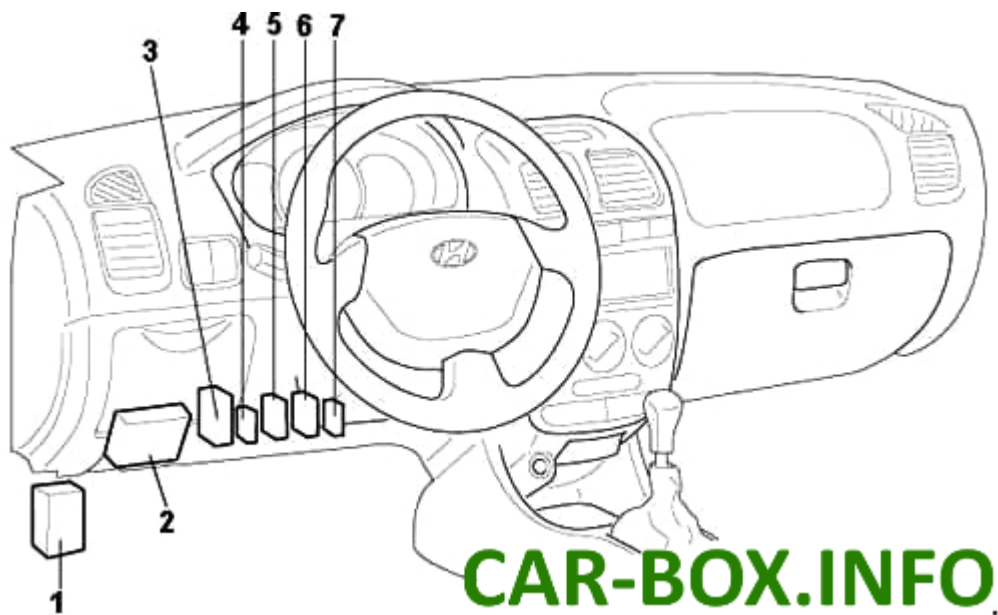
Installed on models with a diesel engine.



Description:

- 1 - Glow plug relay 80A;
- 2 - Heater relay (1) 60A;
- 3 - Heater relay (2) 30A;
- 4 - Fuel filter heating relay 30A

In the passenger compartment



Description:

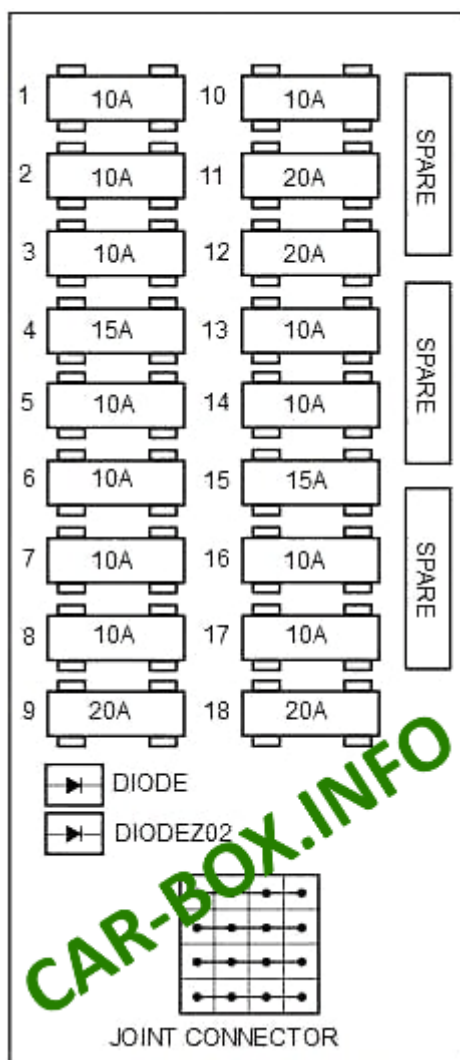
- 1 - Fuse box;
- 2 - Relay box;
- 3 - ETACS module or heated rear window relay;
- 4 - Rear wiper relay (hatchback);
- 5 - Seat belt timer (without ETACS);
- 6 - Wiper relay (without ETACS);
- 7 - Open door module (Chime Bell).

Fuse box



Located on the left pillar under the dashboard, behind the protective cover.

Diagram



No.	Description	A
1	Direction indicators, reverse switch, transmission range switch, automatic transmission selector	10
2	Instrument cluster, ETACM (time delay and burglar alarm control module), pre-excitation resistor, seat belt warning timer	10
3	Instrument cluster	10
4	Airbags	15
5	ECM, PCM, automatic transmission selector, transmission range selector switch, MAF sensor, speed sensor, fuel filter lamp	10
6	Central locking	10
7	Emergency Alarm, ETACM (Time Delay and Burglar Alarm Management System Module)	10


Diagram

8	Brake light, automatic transmission selector, automatic transmission lock solenoid	10
9	Heated rear window	20
10	Headlight unit, power windows, electric headlight range control, headlight washer, ETACM (time delay and alarm control module), front fog lights, air conditioner condenser heat exchanger fan, engine cooling fan, fuel filter relay, rear window washer	10
11	Front wiper and washer	20
12	Heated seats	20
13	ABS	10
14	Clock, audio, automatic transmission selector	10
15	Cigarette lighter fuse	15
16	Electric mirrors	10
17	Heated rear window, heated mirrors	10
18	Rear wiper	20

Relay box

The interior relay box is located behind the additional glove compartment. To access it, open the glove compartment, lift it up and remove it from the clips.

Diagram



No.	Description
1	Electronic brake force distribution (EBD) relay
2	fog light relay in the taillights
3	main relay of the engine control system (for clarity, the fastener is disconnected)
4	headlight relay
5	windscreen wiper and washer relay
6	ABS relay
7	power windows relay
8	rear window heating relay
9	horn relay
10	direction indicator and alarm relay