

# Fuses and relays BMW 5 Series (F07/F10/F11, 2009 - 2017)

---

 [car-box.info/bmw/5-series/f07f10f11-2009-2017.html](http://car-box.info/bmw/5-series/f07f10f11-2009-2017.html)


The sixth generation of the BMW 5-series was presented in November 2009. Henceforth, the sedan received the designation F10, station wagon F11, liftback F07. Externally, the car adheres to the accepted corporate line of the German company. It is built on the same platform as the 7-series F01. During the release period it has gone through one restyling. In this article we will understand in detail fuse box diagrams BMW F10 / F11 / F07 (5 series; 6th Gen; 518d, 520d, 520i, 523i, 525d, 528i, 530d, 530i, 535d, 535i, 550i, M5, Hybrid) 2009, 2010, 2011, 2012, 2012, 2013, 2014, 2015, 2016, 2017 years of manufacture.



Here you will find the locations and photos of the mounting blocks. Also, we will separately mark the fuses responsible for the cigarette lighter and the fuel pump.

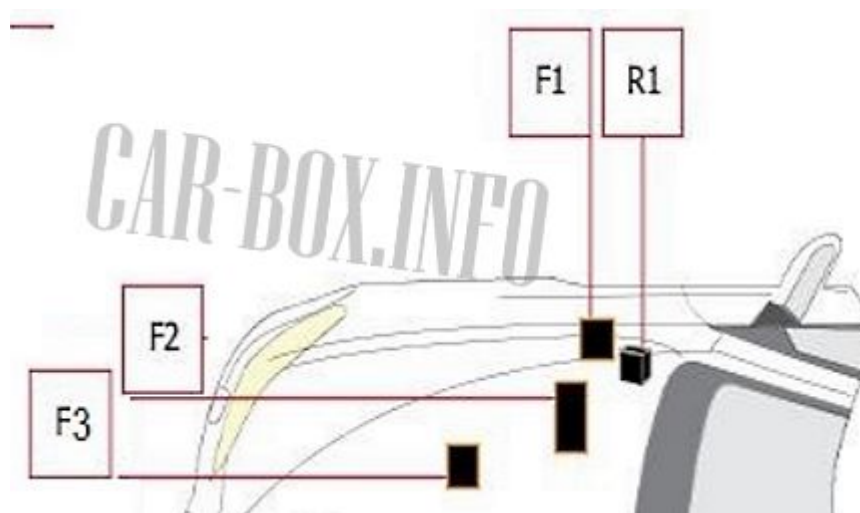
## In the engine compartment

---



Protective elements are located on the right side. There may be DDE K2085 engine relay and some fuses responsible for power steering and engine electronics.

### Diagram



No.	Decryption	A
F1	Electromechanical power steering	5
F2	Distributor	30
	Engine electronics	
F3	Electromechanical power steering	125
	Capacitor	

## Diagram

---

R1 DDE main relay

## In the passenger compartment

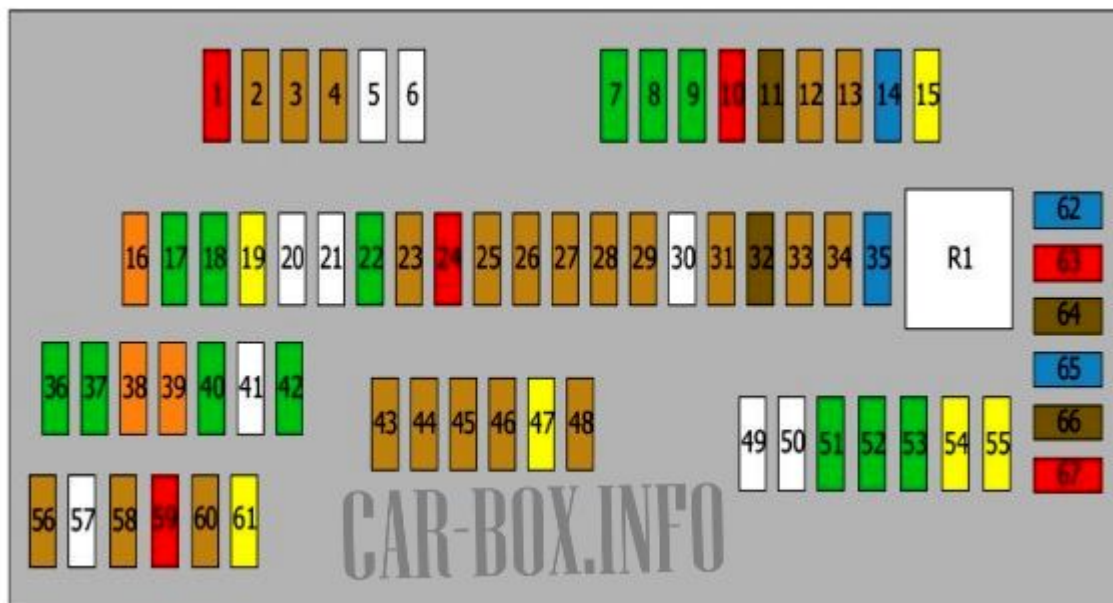
---



The mounting block is located in the glove compartment behind the protective cover.

## Diagram

## Diagram



No.	Decryption	A
1	Footwell control unit	10
2	Dynamic Stability Control (DSC) Door control unit	5
3	Central Management Gateway Diagnostic connector	5
4	Control unit (depending on configuration)	5
5	Reserve	—
6	Reserve	—
7	Junction box	30
8		30
9		30
10	instrument cluster	10
11	Heating and air conditioning control unit	7.5
12	Glove compartment illumination	5
13	Steering column switches Driver assistance system	5

## Diagram

14	Junction box	15
15		20
16	Footwell control module	40
17		30
18		30
19	trailer control module	20
20	Reserve	—
21	Reserve	—
22	Pressure control valve	30
	Fuel metering solenoid	
	Camshaft sensor	
	Supercharger pressure regulator valve	
	Mass flow meter	
	Turbo control valve	
	Ramp pressure control valve	
	Fuel metering valve	
	Camshaft sensor	
	Rail pressure control valve	
	Compressor Bypass	
23	Telematics	5
24	Steering column switches	10
25	Head-Head Display control unit	5
26	instrument cluster	5
27	Eject box	5
28	Video system (depending on configuration)	5
29	Rear control box	5
	Touchbox control unit (depending on equipment)	

## Diagram

30	Reserve	
31	Rear climate control unit	5
	Heated rear seat switch	
32	Driver seat adjustment switch	7.5
	Door switch control unit	
	Passenger seat adjustment switch	
	Exterior rear view mirrors	
	hatch module	
	Rear lamp	
33	Seat belt pretensioner control unit	5
	Heating control unit	
	Tank vent valve	
	Fuel tank shut-off valve	
	Seat belt pretensioner control unit	
	Seat heating control unit	
34	Chassis Integration Module	5
35	DDE main relay	15
36	headlight washer pump	30
37	Vertical dynamics control	30
38	Vehicle access control unit	40
39	Power steering control unit	40
40	Dynamic Stability Control (DSC)	30
41	Reserve	—
42	Electrohydraulic solenoids for motor mounting	30
	EGR cooling bypass valve	
	Oil quality and oil level sensors	
	Oxygen sensor behind and before the catalytic converter	

## Diagram

	Mass flow meter	
	Electro-hydraulic engine mount solenoids	
	EGR cooling bypass valve	
	Compressor Bypass	
	Damper control solenoid valve	
43	Electromechanical power steering	5
	Throttle position valve	
44	Automatic air conditioner	5
	Camera control unit	
45	Vertical dynamics control	5
	Power steering control unit	
46	Radiator shutter control unit	5
	Cruise control	
47	EGR coolant pump	20
	Exhaust gas recirculation coolant pump	
48	Electrochromic rear view mirror	5
	Engine crankcase heater	
49	Reserve	
50	Reserve	—
51	Wiper module	30
52	driver's seat control unit	30
	Driver seat adjustment switch	
53	Passenger seat control unit	30
	Passenger seat adjustment switch	
54	<b>Front and rear 12V sockets, cigarette lighter fuse</b>	20
55	Rear wiper	20
56	Vehicle access control unit	5

## Diagram

57	Spare	—
58	Noise filter	5
	Sunroof module	
59	intercooler pump	10
60	Parking brake switch	5
61	Sunroof (subject to availability)	20
62	Horn (beep)	15
63	Automatic transmission	10
64	selector switch	7.5
65	Additional socket 12V	15/20
	Auxiliary heating system	
66	Sunroof (if equipped)	7.5
	Door switch control unit	
	Exterior mirror	
67	Driver seat adjustment switch	10
	Passenger seat adjustment switch	
	Valve block, lumbar support	
68	Cooling Fan	40
69	Dynamic Stability Control (DSC)	50
70	Cooling fan shutdown relay	60
71	Fuel filter heater	50
R1	Terminal 30 relay	

## Diagram

---



---

R1    cooling fan cut-out relay


## In the luggage compartment

---

There are three fuse mounting blocks and individual relays in the luggage compartment.

## Fuse box

---



The main unit and auxiliary panel are located behind the trim on the right side.

**Assignment of fuses in the main luggage compartment box BMW F10 / F11 / F07**

## Assignment of fuses in the main luggage compartment box BMW F10 / F11 / F07

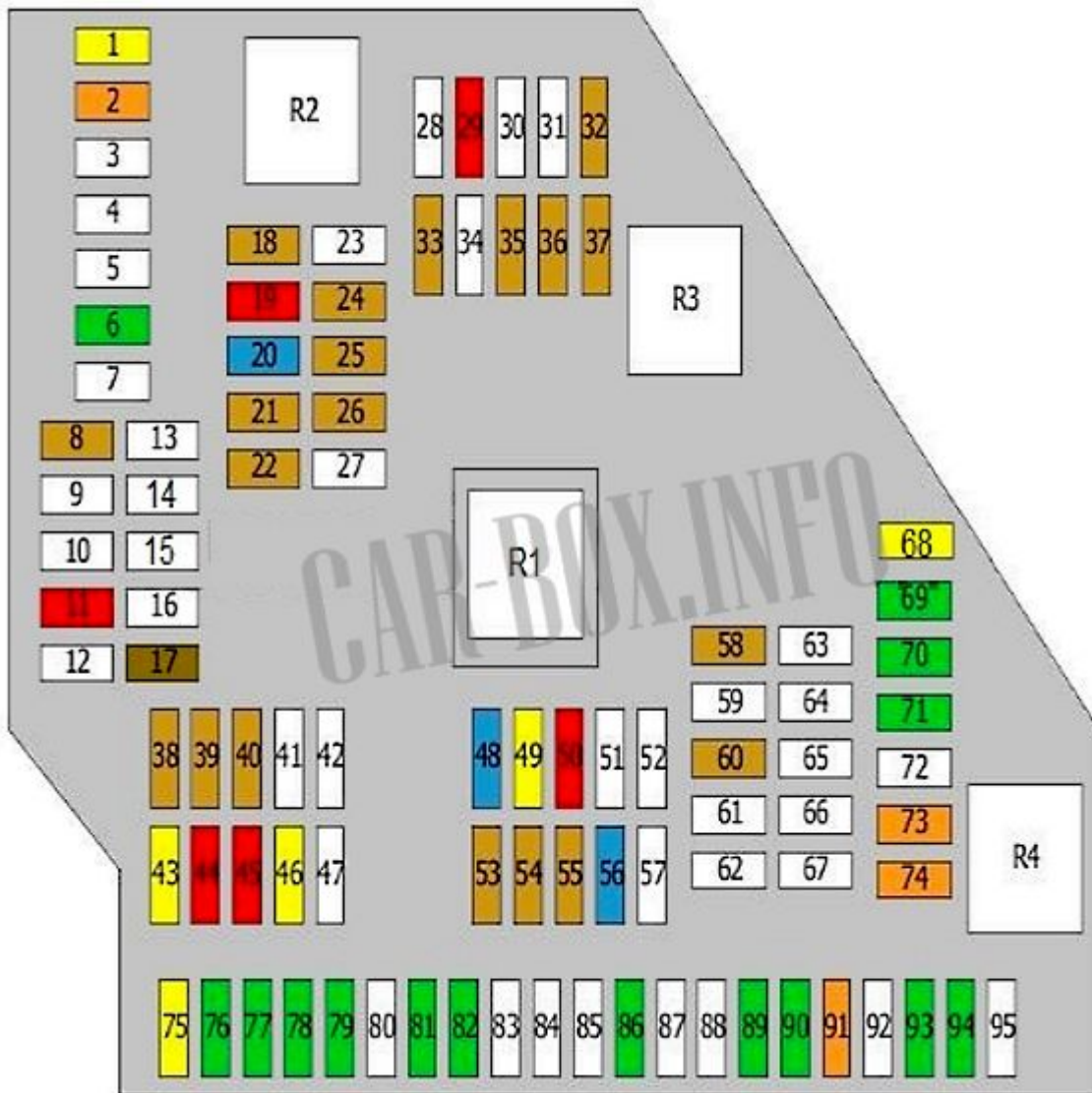


Diagram.

No.	Decryption	A
1	trailer control unit	20
2	Footwell control unit	40
3	Reserve	—
4	Reserve	—
5	Reserve	—
6	hi-fi amplifier	30
	Headset connection module	
7	Reserve	—
8	Charging management	5

## Assignment of fuses in the main luggage compartment box BMW F10 / F11 / F07

Dynamic Stability Control (DSC)		
9	Reserve	—
10	Reserve	—
11	automatic door	10
12	Reserve	—
13	Reserve	—
14	Reserve	—
15	Reserve	—
16	Reserve	—
17	Rear information display	7.5
18	Telematics	5
USB		
19	Information display	10
Rear infotainment control unit		
20	Headset connection module	15
Audio system		
21	hi-fi amplifier	5
DVD		
22	Cooling Fan	5
video system		
Infotainment control unit		
23	Reserve	—
24	Camera control unit	5
25	Night vision control unit	5
26	video system	5
27	Reserve	—
28	Reserve	—

## Assignment of fuses in the main luggage compartment box BMW F10 / F11 / F07

29	Flap control solenoid	10
30	Reserve	—
31	Reserve	—
32	Lane Detection Warning	5
33	Additional heater	5
	Folding roof control unit	
	Additional heater	
	Right high beam headlight	
34	Reserve	—
35	Rear axle camber sensor	5
	Assistance with parking	
	Servotronic (if equipped)	
36	Electric changeover valve, exhaust flap	5
37	DC-DC Converter	5
	Convertible roof control unit (if equipped)	
38	Cooling fan shutdown relay	5
39	Transfer box (if equipped)	5
40	Fuel Tank Leak Diagnosis	5
	Tire pressure monitoring (if equipped)	
41	Reserve	—
42	Reserve	—
43	Auxiliary heating system (if equipped)	20
44	automatic door	10
45		10
46	End connector	20
47	Reserve	—
48	Additional socket 12V	15/20

## Assignment of fuses in the main luggage compartment box BMW F10 / F11 / F07

49	Folding roof control unit (if available)	20
	Trailer towing module	
50	automatic door	10
51	Reserve	—
52	Reserve	—
53	Ride height control	5
54	Trunk lid remote control	5
	tailgate switch	
55	trunk light	5
56	Rear door / trunk lock	15
57	Reserve	—
58	Parking brake control unit	5
59	Reserve	—
60	Signaling	5
	emergency system	
	Vacuum leak detection	
61	Reserve	—
62	Reserve	—
63	Reserve	—
64	Reserve	—
65	Reserve	—
66	Reserve	—
67	Reserve	—
68	heater fan	20
69	transfer box (if equipped)	30
70	Parking brake control unit	30
71		30

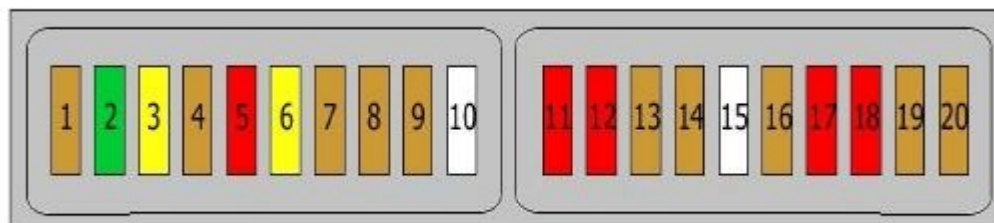
## Assignment of fuses in the main luggage compartment box BMW F10 / F11 / F07

72	Reserve	—
73	Compressor clutch relay	40
	Soft top	
74	Trunk lid remote control	40
75	<b>Fuel pump fuse</b>	20
76	Hi-Fi amplifier (if any)	30
77	DC-DC Converter	30
79	Control unit for heated rear seats	30
80	Reserve	—
81	Driver seat heating control unit	30
82	Passenger seat heating control unit	30
83	Reserve	—
84	Reserve	—
85	Reserve	—
86	Additional heater	30
87	Reserve	—
88	Reserve	—
89	Seat belt pretensioner control unit (if equipped)	30
90		30
91	hi-fi amplifier	40
92	Reserve	—
93	Additional heater	30
94	Rear window heating	30
95	Reserve	—
R1	Terminal 30 relay	
R2	Terminal 30 relay	
R3	Terminal 15 relay	

## Assignment of fuses in the main luggage compartment box BMW F10 / F11 / F07

R4 Heated rear window relay

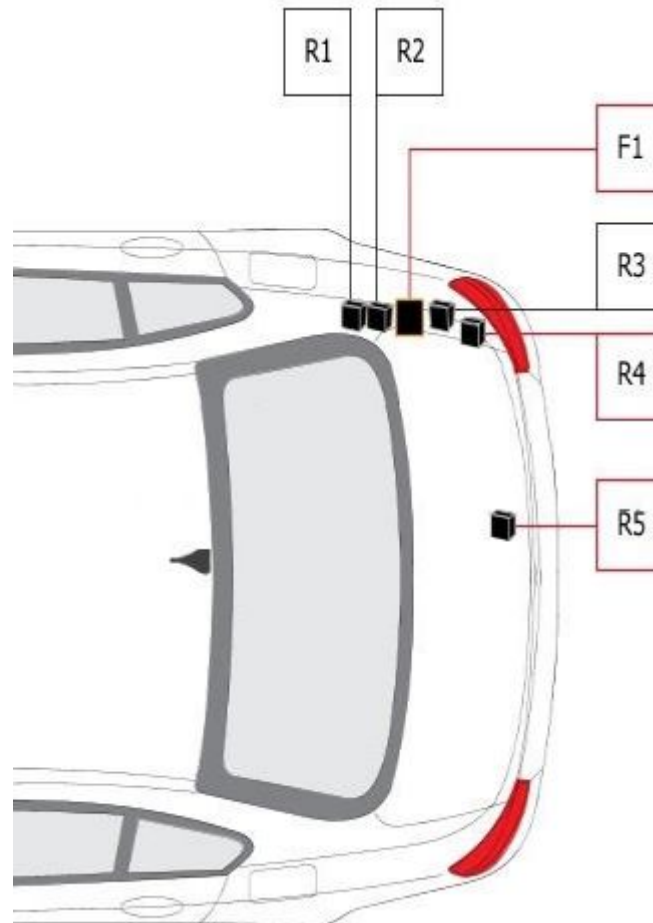
### Additional block №2



No.	Purpose	A
1	Additional battery control unit	5
2	Reserve	
3	Additional battery control unit	20
4	Sound control unit	5/2
5	Charging connector	10
6	Sound control unit	20
7	Reserve	5
8	Reserve	5
9	Additional battery control unit	5
10	Reserve	-
11	Charging connector	10
12		10
13	Reserve	5
14	Switches	5
15	Reserve	—
16	Additional battery control unit	5
17	Reserve	10
18	Additional battery control unit	10
19		5

## Relays

---



Description of the relay modules.

R1 - emergency alarms

R2 - rear electric windows

R3 - disconnection

R4 - rear electric windows

R5 - compressor clutch

F1 - 100.0 A - fuse box No. 2 in the luggage compartment

## Power fusible links

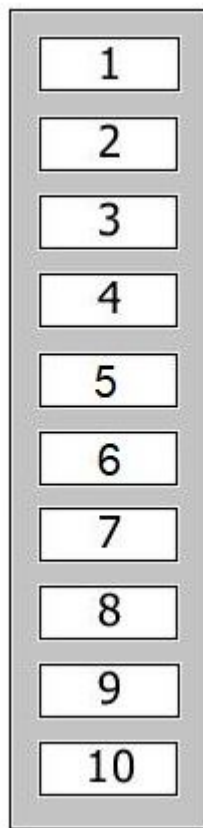
---



The battery is located under the trunk floor trim. On its plus terminal there is a board of high-power fusible links.

### Diagram

## Diagram



No.	Purpose	A
1	Cooling fan shutdown relay	100
2	DDE main relay	100
3	Electromechanical power steering	125/100
<hr/> Trip relay <hr/> Fuse box No. 2 in the luggage compartment <hr/>		
4	Reserve	-
5	Reserve	-
6	hi-fi amplifier	50
7	Rear axle camber sensor	60
8	Fuse box No. 1 in the luggage compartment	100
9	Junction box	250

## Diagram

---

10	Fuse box No. 1 in the luggage compartment	150/100
----	---	---------

---

Electromechanical power steering

---