


Fuses Citroen DS3 (S), 2009 - 2020

 car-box.info/citroen/ds/ds3-s-2009-2020.html

In 2009, Citroen officially unveiled the DS3 5-seat hatchback in a three-door version. This car became the first production car in the premium DS series. In this article we will understand in detail fuse box diagrams Citroen DS3 (1st generation; S body) 2009, 2010, 2011, 2012, 2013, 2014, 2015, 2016, including restyling 2017, 2018, 2019, 2020 years of manufacture.

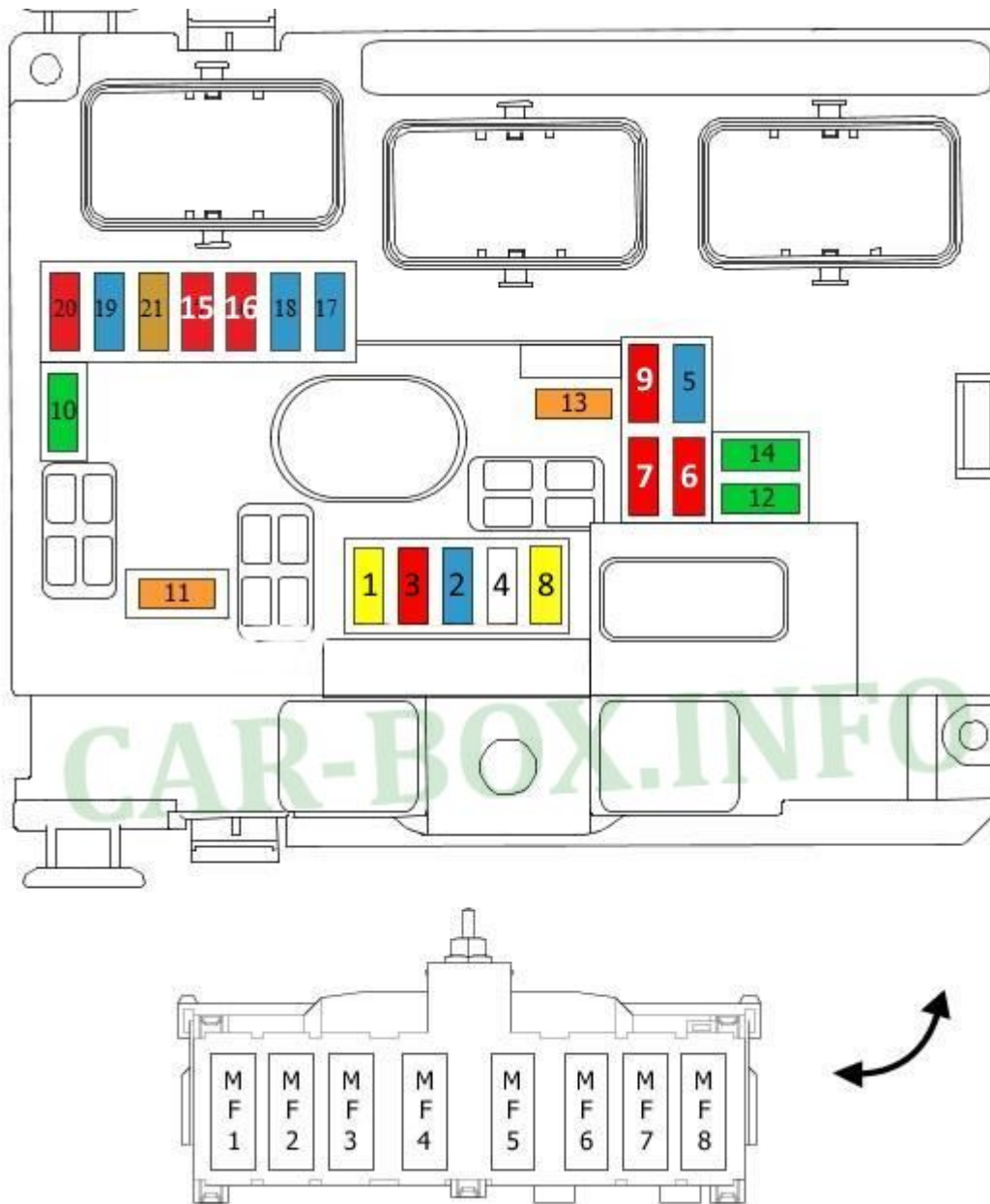
In the engine compartment



Fuse box located near the battery.

Diagram

Diagram



No.	Decoding	A
1	Engine ECU power supply, engine cooling fan control relay, multifunction engine control unit main relay, nozzle pump (diesel engine).	20
2	Horn (beep)	15
3	Windshield/rear window washer pump	10
4	Daytime running lamps	20
5	Engine management system	15
6	ABS	10

Diagram

7	Electric power steering, automatic transmission.	10
8	Start signal	20
9	Switching and protection unit (diesel)	10
10	Engine management system	30
11	Air conditioner / heater fan motor	40
12	Windshield wiper	30
13	Battery power distribution	40
14	Power supply to the Valvetronic valve (VTi).	30
15	High beam, right headlight	10
16	High beam left headlight	10
17	Left headlight dipped beam	15
18	Right headlight dipped beam	15
19	Engine management system	15
20		10
21	Cooling fan motor control unit	5

MAXI type

MF1	Cooling fan motor	60
MF2	ABS system	30
MF3		30
MF4	Battery power distribution	60
MF5		60
MF6	Charge air intercooler fan electric motor	20
MF7	Battery power distribution	80
MF8	-	

In the passenger compartment

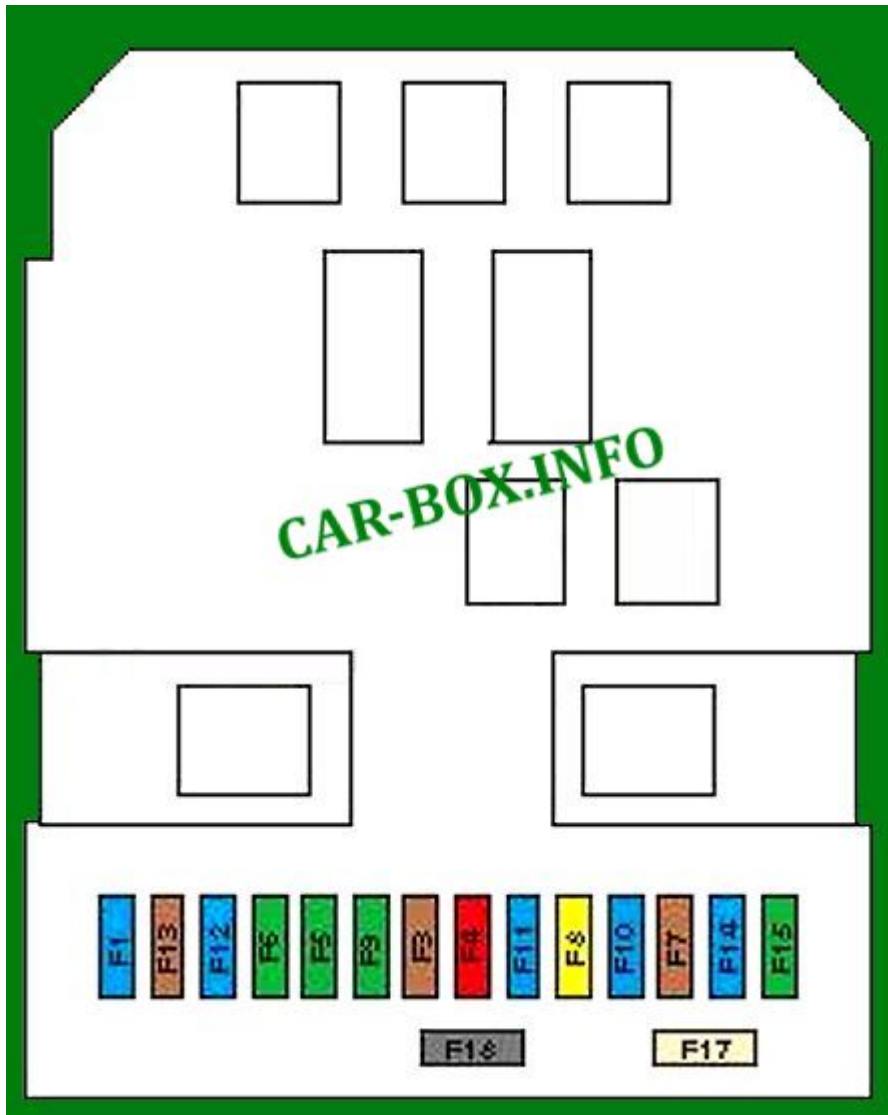
Here there are two units responsible for the protection of the vehicle's electrical circuits.

Primary fuse box



Located on the driver's side of the dashboard, down behind the plastic cover. It is necessary to remove part of the trim for access.

Diagram



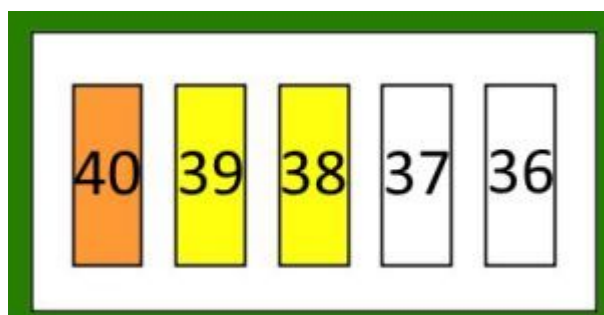
Diagram

No.	Description	A
F1	Rear window wiper	15
F3	SRS system	5
F4	Air conditioning, clutch contactor, anti-glare rearview mirror, particulate filter additive pump (on diesels), diagnostic connector, air flow sensor (on diesels).	10
F5	Power windows	30
F7	Interior lamps	5
F8	Multifunctional display, car radio, navigation system, burglar alarm processor, burglar alarm siren.	20
F9	Cigarette lighter fuse citroen ds3 , power connector for optional equipment	30
F10	Steering column electrical control unit	15
F11	Ignition lock, diagnostic connector, automatic transmission processor.	15
F12	Rain / light sensor, trailer switch box	15
F13	Main brake light contactor, motor switching unit.	5
F14	Parking assistance system processor, airbag system processor, instrument cluster, automatic air conditioning, USB Box, Hi-Fi system amplifier	15
F15	central locking system	30
F17	Heated rear window and exterior mirrors	40
F18	Shunt	

Additional fuse panel

Located next to the main one.

Diagram



Diagram

No.	Decoding	A
36	Trailer control unit	5
37	-	
38	Audio amplifier	20
39	Seat heater	20
40	Trailer control unit	40