

Fuses and relays Hyundai Elantra (XD; 2000 - 2006)


 car-box.info/hyundai/elantra/xd-2000-2006.html

Production of the third generation Elantra began in 2000. Since 2001, the car for the American market was equipped with airbags, air conditioning, central locking, electric windows and power steering as standard. In 2003, the car underwent a facelift. In this article we will understand in detail fuse box diagrams Hyundai Elantra (third generation; XD index) 2000, 2001, 2002, 2003, 2004, 2005 and 2006 years of manufacture.



Here you will find the locations and photos of the mounting blocks. Also, we will separately mark the fuses responsible for the cigarette lighter and the fuel pump.

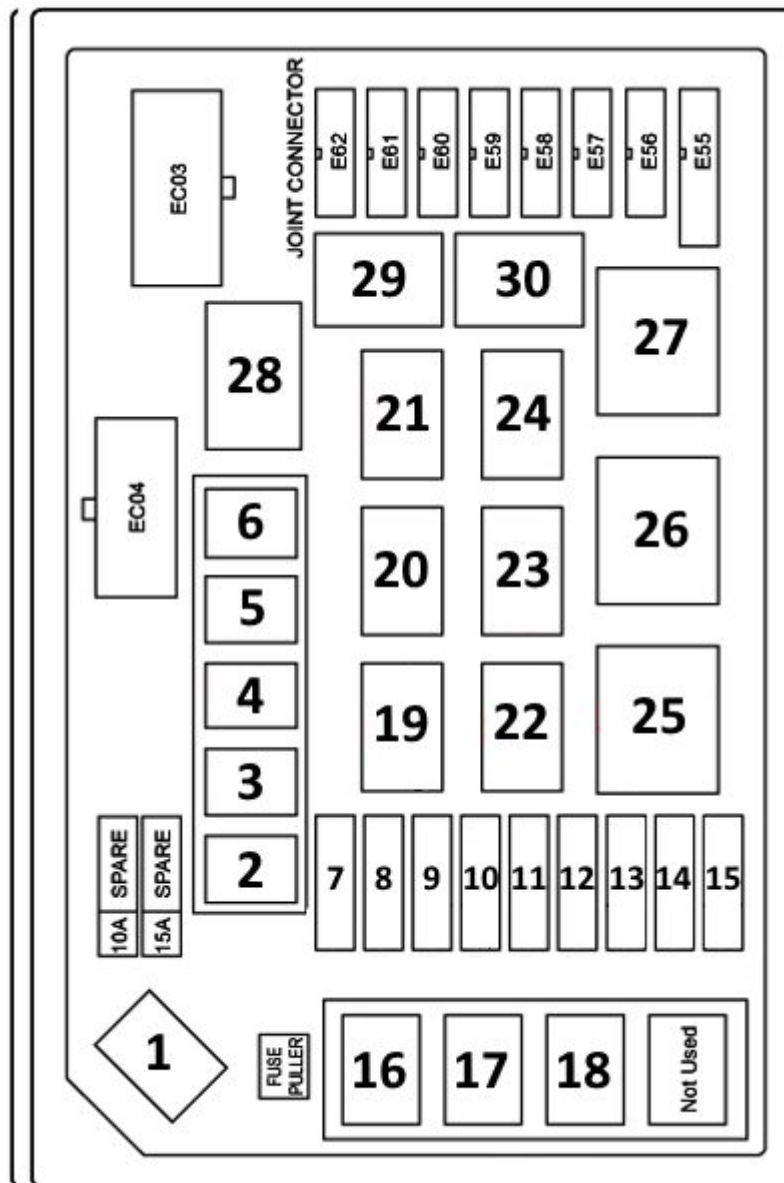
In the engine compartment



Depending on the type of engine installed (diesel or gasoline), there can be either one or two units.

Main fuse box

Diagram



No.	Description	A
1	BATT - Main fuse	120
2	BATT - Power windows, rear lights, interior fuses #4, #13, #14, #15, #16	50
3	COND - Air conditioner radiator fan	20
4	RAD - Engine radiator fan	20
5	ECU - Generator, fuel pump fuse	20
6	IGN - Ignition, starter	40
7	INJ - Injectors, idle speed regulator, canister valve, camshaft sensor	15
8	SNSR - Oxygen sensor (lambda probe), ECU	10

Diagram

9	DRL - Daytime running lights (low beam when the ignition is on)	15
10	H / WASH - Headlight washer (not used)	20
11	F / FOG - Front fog lights	15
12	ECU - ECU automatic transmission	10
13	HORN A / C - Horn, air conditioner	15
14	H / LP (HI) - High beam headlamps	15
15	H / LP (LO) - Low beam headlamps	15
16	ABS1 - Anti lock brake system (ABS)	30
17	ABS2 - Anti lock brake system (ABS)	30
18	BLOWER - Interior heater fan	30
19	HEAD LAMP HI - High beam lamps	
20	A / C - Air Conditioner	
21	FUEL PUMP - Fuel Pump relay	
22	FRONT FOG LAMP - Front fog lights	
23	WIPER MOTOR - Wiper motor	
24	HORN - Sound signal (beep)	
25	CONDENSER FAN 2 - A / C Radiator Fan Relay 2	
26	ENGINE CONTROL UNIT	
27	START - Starter	
28	CONDENSER FAN 1 - A / C Radiator Fan Relay 1	
29	HEAD LAMP LOW - Low beam lamps	
30	RADIATOR FAN - Engine radiator fan	

Additional box

Installed on models with a diesel engine.



Description:

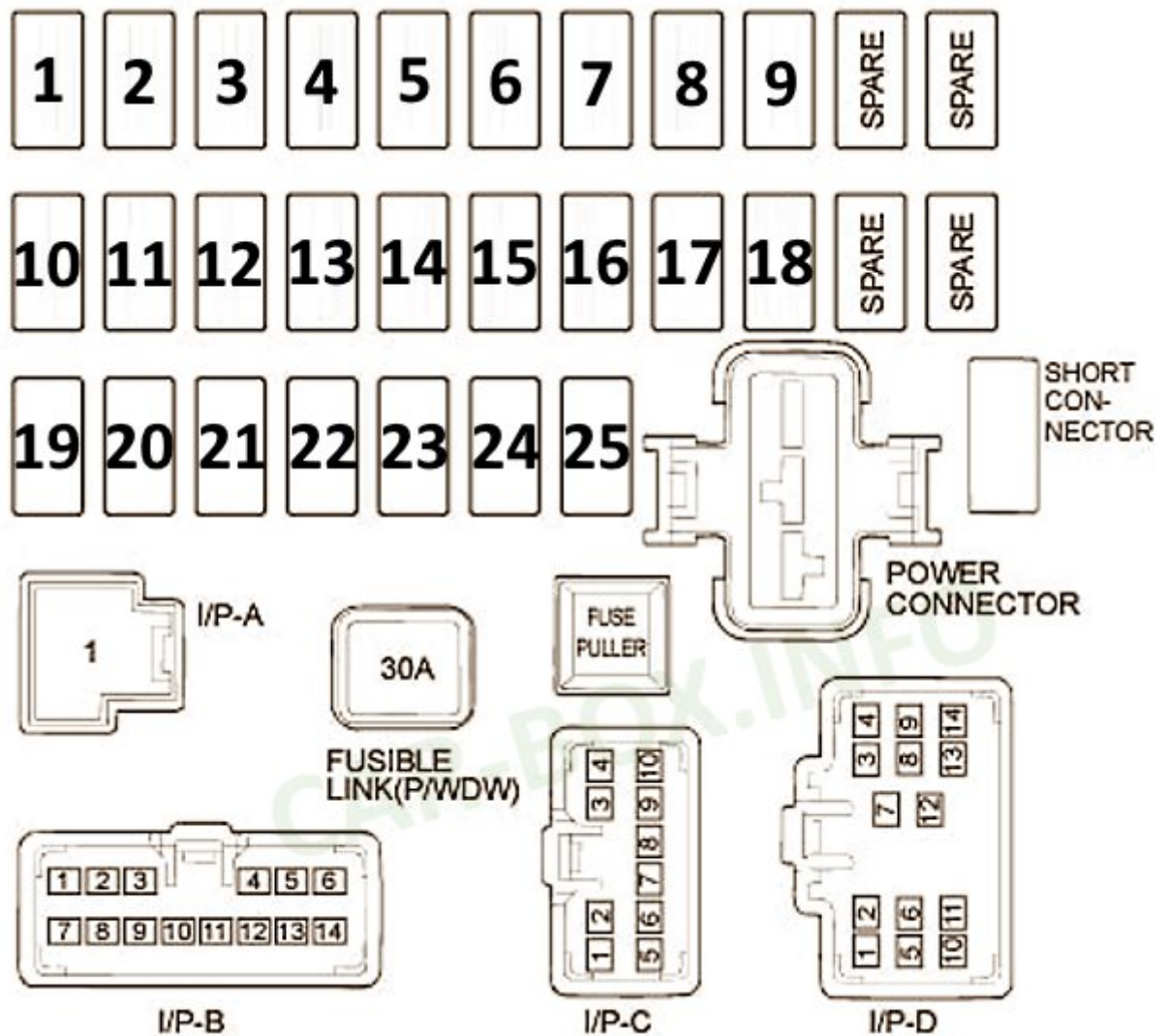
- 1 - Glow plug relay;
- F1 - Fuel heater 30A;
- F2 - Coolant heater 30A;
- F3 - Glow plug 80A;
- F4 - Coolant heater 60A.

In the passenger compartment



Located on the driver's side of the dashboard, behind the change box.

Diagram

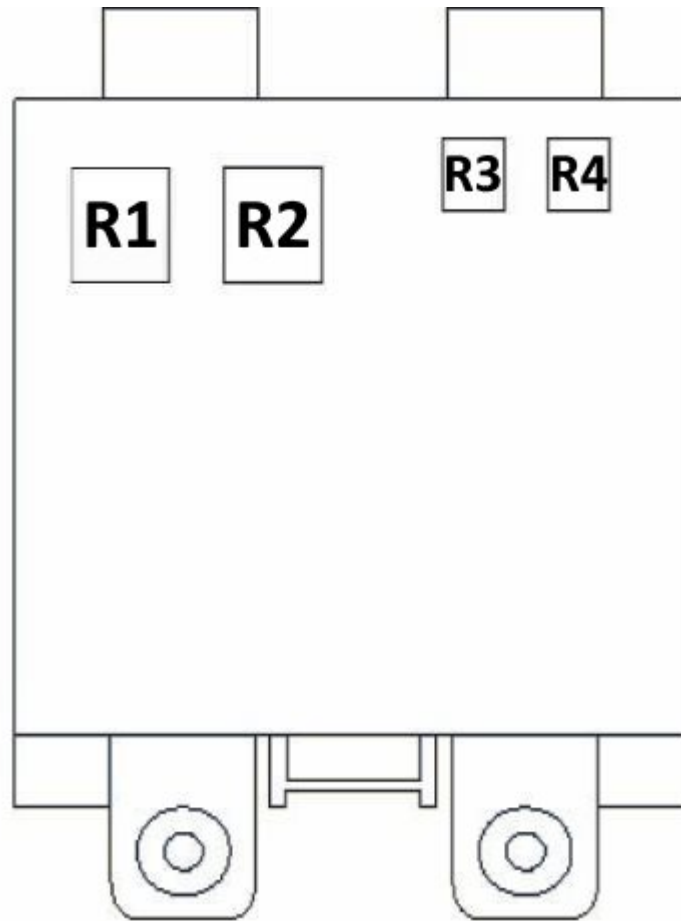


No.	Description	Amps
1	Turn signals, reversing lamps	10
2	Dashboard illumination, DRL, alternator, windshield wiper delay unit, OEM alarm system	10
3	Safety Airbags	15
4	Alarm	10
5	Interior heater motor	10
6	Front right headlight, interior lighting	10
7	Front left headlight, external lighting	10
8	OEM alarm system, starting circuit	10
9	Clock, power mirrors, audio	10

Diagram

10	Cruise control, ECU, automatic transmission ECU, speedometer	10
11	ABS	10
12	Airbag indication lamp	10
13	Heated rear window	30
14	Retractable antenna motor	20
15	Central locking, sunroof	15
16	Brake lights, power windows	15
17	Heated rear window and heated side mirrors	10
18	Elantra cigarette lighter and 12V socket fuse	15
19	Not used	10
20	Air conditioning, headlight bulbs, electric windows	10
21	Rear wiper and washer	15
22	Front wiper and washer	20
23	Heated seats	20
24	Climate control, windshield wipers time delay lock, dimming mirrors, sunroof	10
25	Interior light, trunk, ignition lock, diagnostic connector, audio	15
Short connector	Jumper. Glove compartment lighting, audio, climate control	-
P / WDW	Power windows	30
spare	Spare fuses	-

Additional relay modules are located at the back of the unit.



Description:

- R1 - Rear window heater relay;
- R2 - Power window relay;
- R3 - Alternator warning lamp relay;
- R4 - Tail lamps relay.