

Fuses and relays Hyundai Getz (TB; 2002 - 2011)

 car-box.info/hyundai/getz/tb-2002-2011.html

Hyundai Getz is a subcompact car produced from 2002 to 2011. The car was presented at the Geneva Motor Show in 2002. The car went on sale the same year. In this article we will understand in detail fuse box diagrams Hyundai Getz (first generation; index TB) 2002, 2003, 2004, 2004, 2005, 2005, 2006, 2007, 2007, 2008, 2009, 2010 and 2011 years of manufacture.




Here you will find the locations and photos of the mounting blocks. Also, we will separately mark the fuses responsible for the cigarette lighter and the fuel pump.

In the engine compartment



It is located on the left side of the engine compartment.

Diagram



№ Relay designation

| | |
|----|--|
| 1 | E 51 - heater fan relay |
| 2 | E 44 - relay for switching on the engine cooling fan at high speed |
| 3 | E 43 - relay for switching on the engine cooling fan at low speed |
| 4 | E 41 - starter relay |
| 5 | E 50 - air conditioner relay |
| 6 | E 45 - horn relay |
| 7 | E 49 - fuel pump relay |
| 14 | E 47 - alarm relay |
| 30 | E 42 - power relay of the electronic engine management system |

№ Fuse decoding

| № | Fuse decoding | A |
|---|---------------------------|----|
| 8 | A / CON - Air conditioner | 10 |
| 9 | HORN - Sound signal | 10 |

Diagram


| | | |
|----|--|--------------|
| 10 | INJ - ECU - Engine, injectors, camshaft position sensor, crankshaft position sensor, idle speed regulator, canister purge solenoid valve | 15 |
| 11 | EPS - Electric power steering | 50 |
| 12 | P / WDW - power windows | 30 |
| 13 | BLW - Interior heater fan | 30 |
| 15 | SPARE | 10 / 15 |
| 16 | ABS 2 - ABS ECU, connector for air removal | 40 |
| 17 | ABS 1 - ABS ECU, connector for air removal | 20 |
| 18 | ALT - Alternator | 120 / 100 |
| 19 | SNSR - Air conditioner, fuel pump, immobilizer antenna unit, oxygen sensor, fuel pump relay, air conditioner relay | 10 |
| 20 | <u>ECU - Fuel pump</u> | 10 |
| 21 | ABS - ABS ECU, bleed connector | 10 |
| 22 | BATT - Rear lights, fuses #11, 19, 20, 25, 27, 29 | 50 |
| 23 | RAD - Cooling system radiator fan | 30 |
| 24 | F / PUMP - Switch for automatic fuel cut-off | 20 |
| 25 | ECU - Fuel Pump Fuse, Generator, Electronic Control Unit | 30 |
| 26 | ING 1 - Ignition switch, starter relay | 30 |
| 27 | ING 2 - Ignition lock | 30 |

In the passenger compartment



Located under the dashboard on the driver's side behind the protective cover.

Diagram



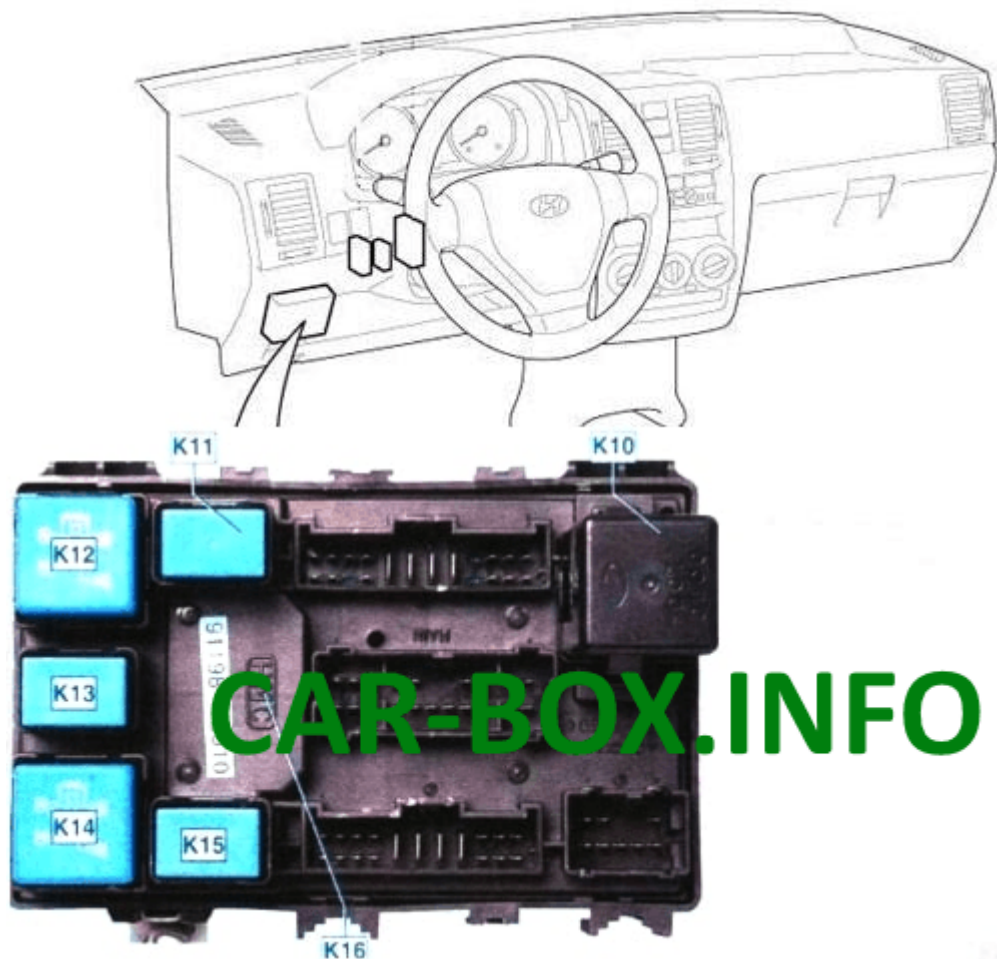
| No | Description | A |
|----|---|----|
| 1 | Air conditioner switch, rear window heating switch | 10 |
| 2 | Left front lamp side light, left tail lamp | 10 |
| 3 | Instrument cluster | 10 |
| 4 | Audio system, electric door mirrors switch | 10 |
| 5 | Automatic transmission selector switch, reversing light switch, hazard warning light switch | 10 |
| 6 | Right front side lamp, right rear lamp, left (right) license plate lamp | 10 |

Diagram

| | | |
|----|--|----|
| 7 | Pre-excitation resistor, dashboard, ECU with time delay and alarm timer for unfastened seatbelt signaling | 10 |
| 8 | Hyundai Getz cigarette lighter fuse | 15 |
| 9 | Alternator, power steering ECU, engine and transmission ECU (except 1.1L engine), engine ECU (1.1L engine), speed sensor, automatic transmission selector lever switch | 10 |
| 10 | Airbag ECU | 10 |
| 11 | Door lock repeater, door unlock relay, sunroof control unit, driver's door lock actuator | 20 |
| 12 | Rear window wiper motor, paddle switch assembly | 15 |
| 13 | starter repeat, burglar alarm relay | 10 |
| 14 | Reserve | - |
| 15 | Daytime running light control unit | 10 |
| 16 | Switch for heating the left (right) front seat | 20 |
| 17 | Rear window heater switch, Driver's (passenger's) side outside rear view mirror motor, electric drive and heater ECU | 10 |
| 18 | Ignition coil, capacitor | 15 |
| 19 | Power window relay, brake light switch | 15 |
| 20 | Hazard switch, ECU time delay and burglar alarm | 15 |
| 21 | Windshield wiper motor, steering switch unit | 20 |
| 22 | Rear fog light relay | 10 |
| 23 | Fog light relay, power window relay, ECU with time delay and tamper alarm, rear window heater timer, electric high beam control actuator of left (right) headlamps, high beam control switch | 10 |
| 24 | Interior blower relay, sunroof control unit | 10 |
| 25 | Rear window heating relay, rear window heating timer, ECU with time delay and burglar alarm | 30 |
| 26 | Right headlight | 15 |
| 27 | Fog lamp relay | 10 |
| 28 | Left headlight, instrument cluster | 10 |

Diagram

| | | |
|----|--|----|
| 29 | Instrument panel, rear fog light switch, data line connector, audio system. Time delay and security alarm ECU. door opening warning light sensor, universal control socket, luggage compartment light, interior spotlights, interior courtesy light, roof console assembly | 15 |
| 30 | Tweezers | - |
| 31 | Spare | - |



The relays are mounted on the side of the unit.

Description:

- K10 - Relay interrupter of direction indicators and signaling system
- K11 - Fog lamps
- K12 - rear window heating
- K13 - side lamps
- K14 - Power windows
- K15 - Rear fog light
- K16 - Outdoor lighting control unit for daytime driving



The wiper and washer relay is located separately in the right steering column switch.