


Fuses and relays Infiniti G35 / G37 / G25 / Q40, 2006 - 2015

 car-box.info/infiniti/g/g35-g37-g25-q40-2006-2015.html

The power circuits of the electrical equipment of the Japanese premium sedan are protected by fuses and relays. The elements are installed in mounting blocks located in the engine compartment and in the passenger compartment.



In our material, we will analyze in detail the fuse circuits for the Infiniti G35 / G37 / G25 / Q40 1st generation (V36) 2006, 2007, 2008, 2009, 2010, 2011, 2012, 2013, 2014, 2015 release. Here are the locations and photos of the mounting blocks. Separately, we note the fuse responsible for the cigarette lighter.

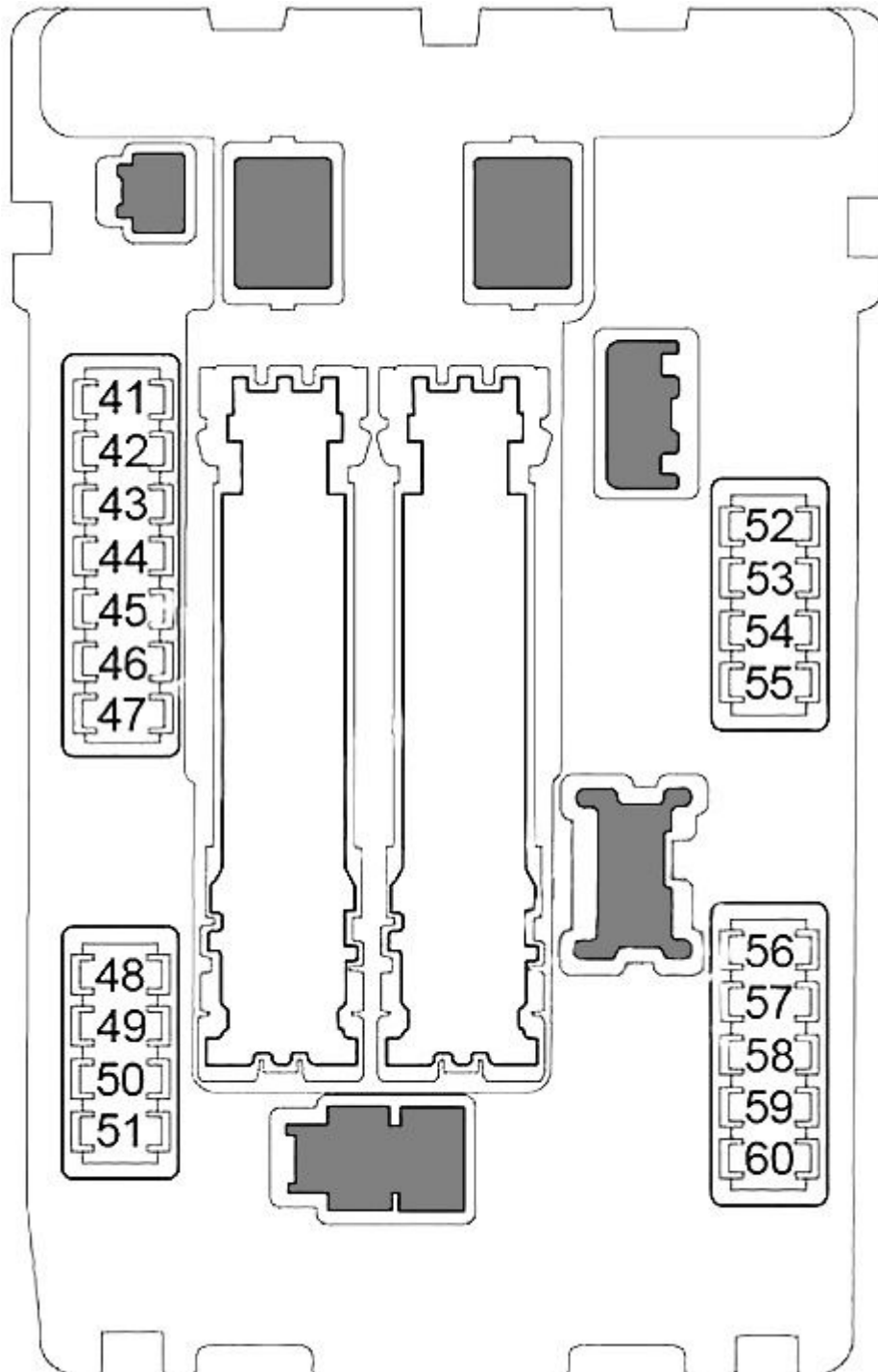
In the engine compartment



The fuse blocks for the engine compartment are located on the left side.

Fuse box #1

Diagram



No.	Description	A
41	Fuel pump relay	15
42	Cooling fan relay	10
43	Transmission Control Module (TCM), Snow Mode Switch, Park / Neutral Position Switch	10

Diagram

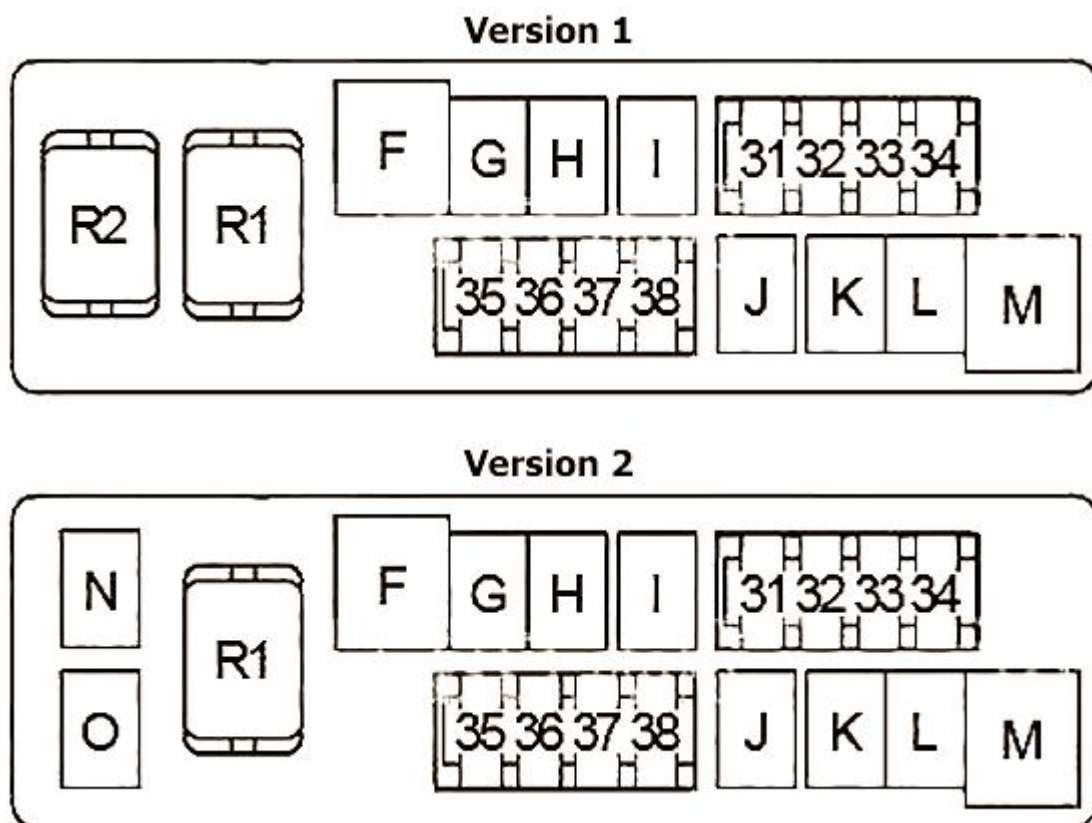
44	Injectors, engine control module (ECM), body electronics module (BCM)	10
45	ABS, Intelligent Cruise Control (ICC), Steering Angle Sensor, Yaw Rate and Lateral Acceleration Sensor, Power Steering Control Unit, 4WD Control Unit, Active Steering System Control Unit (4WAS)	10
46	Air fuel ratio sensors, oxygen sensors	15
47	Washer pump	10
48	'06 -'11: Steering lock relay	10
	'14 -'15 (Q40): Air conditioner relay	10
49	'06 -'13: A / C Relay	10
	'14 -'15 (Q40): Engine Control Module (ECM), ECM Relay (Ignition Coils, Capacitor, Intake Timing Solenoid Valve, Engine Control Unit, MAF Sensor, EVAP Vent Valve), Variable Timing System (VVEL)	15
50	'06 -'13: Engine Control Module (ECM), ECM Relay (Ignition Coils, Condenser, Intake Phase Control Solenoid Valve, Exhaust Valve Timing Control Magnet Retarder, Engine Control Module, MAF Sensor, EVAP Vent Valve), Modification System valve timing (VVEL)	15
	'14 -'15 (Q40): Throttle valve relay	15
51	'06 -'13: Throttle valve relay	15
52	'06 -'13: Front side light	10
	'14 -'15 (Q40): Tail light, license plate light, interior light, instrument panel light	10
53	'06 -'13: Tail light, license plate light, interior light, instrument panel light	10
	'14 -'15 (Q40): LH headlight (high beam)	10
54	'06 -'13: LH headlight (high beam)	10
	'14 -'15 (Q40): Right headlight (high beam)	10
55	'06 -'13: Right headlight (high beam)	10
	'14 -'15 (Q40): LH headlight (low beam)	15
56	'06 -'13: LH headlamp (low beam)	15
	'14 -'15 (Q40): Right headlight (low beam)	15
57	'06 -'13: Right headlight (low beam)	15
	'14 -'15 (Q40): Front fog light relay	15

Diagram

58	'06 -'13: Front fog light relay	15
59	'11 -'13: Daytime running light relay	10
	'14 -'15 (Q40): Wiper Relay	30
60	'06 -'13: Wiper Relay	30

Fuse box #2

Diagram



No.	Decoding	A
31	Horn relay # 1	15
32	Generator	10
33	All-wheel drive control unit	10
34	Audio system, AV module, subwoofer, camera control unit, Tel adapter, digital radio receiver, CD changer	15
35	Heated Seat Relay, Seat Climate Relay (Convertible)	15

Diagram

36	transmission control unit (TCM)	10
37	'06 -'10: Relay for active steering system (4WAS)	20
	Convertible: Relay climate control seats	15
38	Horn relay # 2	10
F	Cooling fan relay	50
G	Pre-crash seat belt pretensioner system	30
H	Ignition relay (fuses "2", "3", "4")	30
I	'06 -'10: Active Steering System Control Unit (4WAS)	40
	Convertible: Hydraulic unit	50
J	-	-
K	Body Electronics Module (BCM), Circuit Breaker (Driver's Seat Adaptation System, Power Seat)	40
L	ABS	30
M	ABS	50
N	Variable valve timing system (VVEL)	50
O	Convertible: Roof control unit	30

Relay

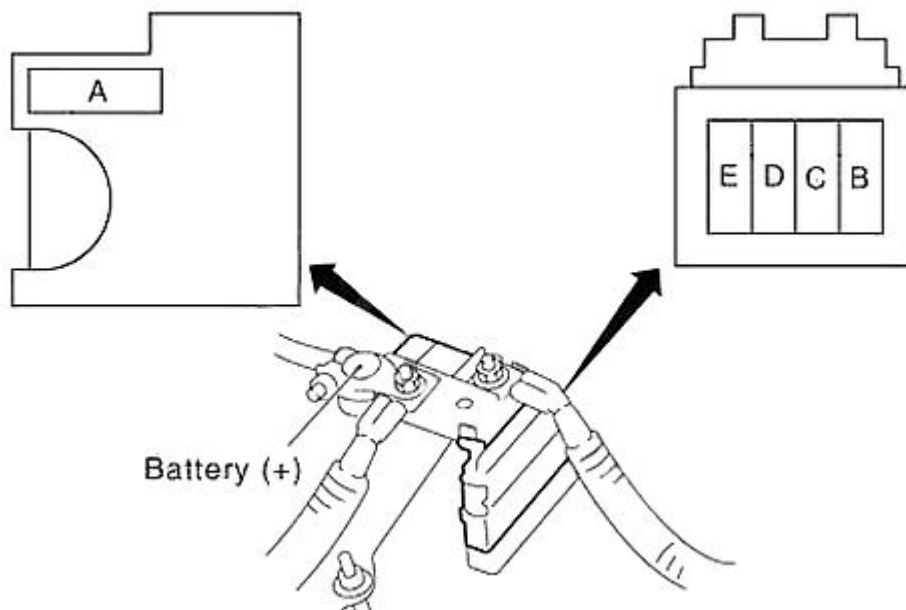
R1 Horn #1

R2 Gear selector lock

Power fuse panel

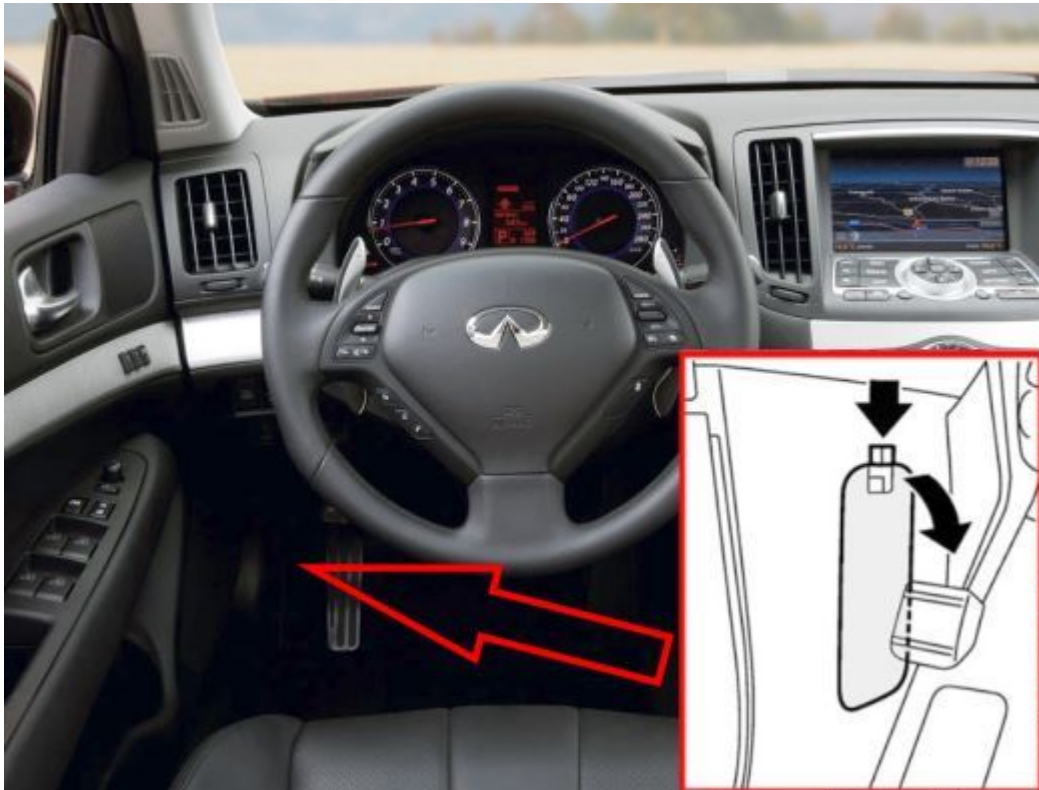
Located on the battery.

Diagram



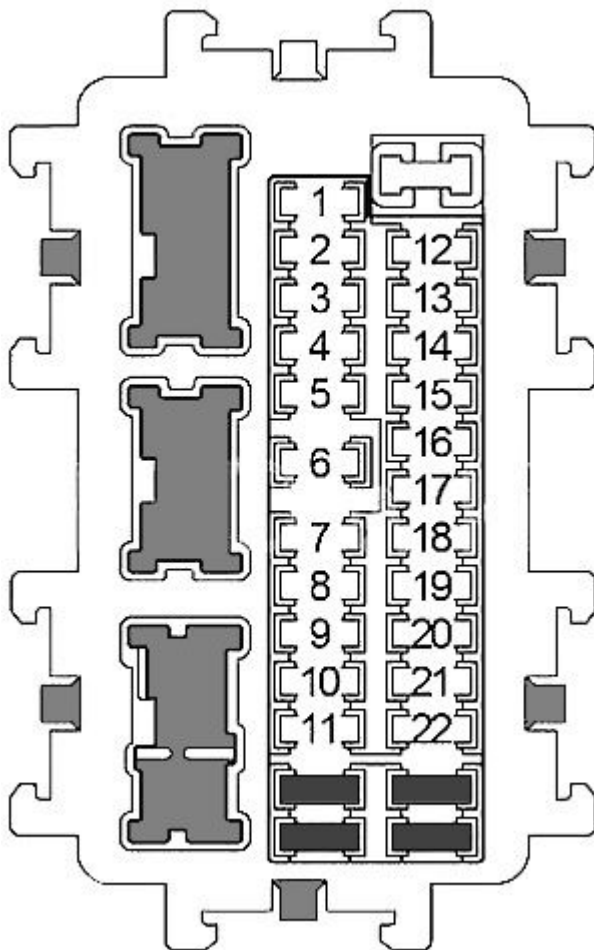
No.	Appointment	A
A	Alternator, fuses "B", "C"	140
B	Fuses "F", "H", "I", "K", "L", "M", "31", "32", "33", "34", "35", "36", "37", "38"	100
C	Ignition relay (fuses "41", "42", "43", "44", "45", "46", "47"), fuses "48", "50", "51"	80
D	High beam relay (fuses "54", "55"), low beam relay (fuses "56", "57"), side light relay (fuses "52", "53"), fuses "58"	60
E	Auxiliary relay (fuses "18", "19", "20"), rear window heating relay (fuses "13", "14", "15"), heater relay (fuses "21", "22"), fuses "5", "6", "7", "9", "10", "11"	80

In the passenger compartment



Located at the feet of the driver, behind the protective cover.

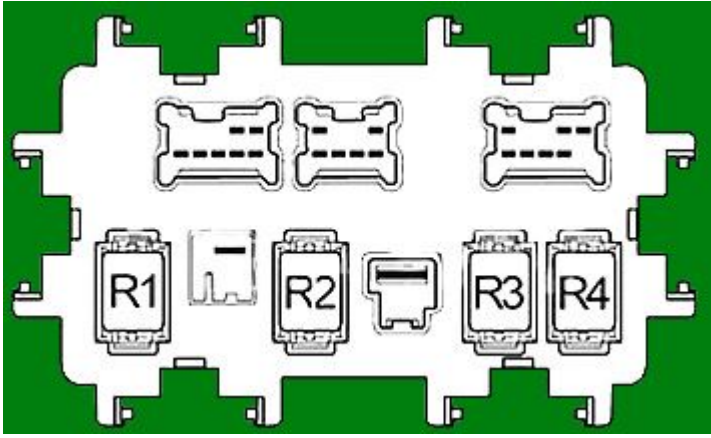
Diagram



No.	Description of fuses	A
1	Pre-crash seat belt pretensioner system	10
2	Airbags	10
3	Headlight range control unit, camera control unit, gear selector lock relay, cruise control (ASCD), intelligent cruise control (ICC), adaptive front lighting (AFS), diagnostic connector, "Unified Meter And A / C Amp." Unit, relay seat heating, AV module, Tel adapter, compressor, rearview mirror, active steering system control unit (4WAS), parktronic control unit, ionizer, air pollution sensor, climate control relay for seats	10
4	Instrument cluster, reverse lamp relay (automatic transmission), reverse lamp switch (manual transmission)	10
5	Amplifier BOSE	15
6	Key slot, smart key system buzzer, diagnostic socket, "Unified Meter And A / C Amp." Unit, clock, rearview mirror, light and rain sensor, sunroof buzzer	10
7	brake light switch, body electronics module (BCM), intelligent cruise control (ICC)	10

Diagram

8	Amplifier BOSE	15
9	Key slot, start button, clutch lock switch (manual transmission)	10
10	Body Electronics Module (BCM), Seat Memory, Driver's Seat Adaptation System, Driver's Seat Control Module	10
11	Instrument cluster, block "Unified Meter And A / C Amp.", Four-wheel drive control unit	10
12	-	-
13	Heated mirrors	10
14	Heated rear window	20
	Convertible: Roof control unit	20
15	Heated rear window	20
	Convertible: Roof control unit	20
16	-	-
17	-	-
18	'06 -'11: Cigar lighter	15
19	Instrument cluster, "Unified Meter And A / C Amp." Unit, display, combination switch, AV module, body electronics module (BCM), Tel adapter, camera control unit, electric mirrors, digital radio receiver, CD changer, parktronic control unit	10
20	'06 -'09: Console socket	15
	'10 -'13: Cigar lighter , console socket	20
21	Heater motor	15
22		15



No.	Relay
R1	Ignition
R2	Heated rear window
R3	Subsidiary
R4	Heater
