

# Fuses and relays Infiniti M35 / M45 (Y50), 2004 - 2010

---

 [car-box.info/infiniti/m/m35-m45-y50-2004-2010.html](http://car-box.info/infiniti/m/m35-m45-y50-2004-2010.html)

In the USA, the Infiniti M has been produced since 2005, and in Japan, under the name Nissan Fuga, the same car appeared back in 2004. But in the European specification, this car is considered a 2007 model year sedan. 2007 is the date when the Infiniti brand entered the European market.



In our material, we will analyze in detail the fuse circuits for the Infiniti M35 / M45 3rd generation (Y50) 2004, 2005, 2006, 2007, 2008, 2009, 2010 release. Here are the locations and photos of the mounting blocks. Separately, we note the fuse responsible for the cigarette lighter.

## In the engine compartment

---

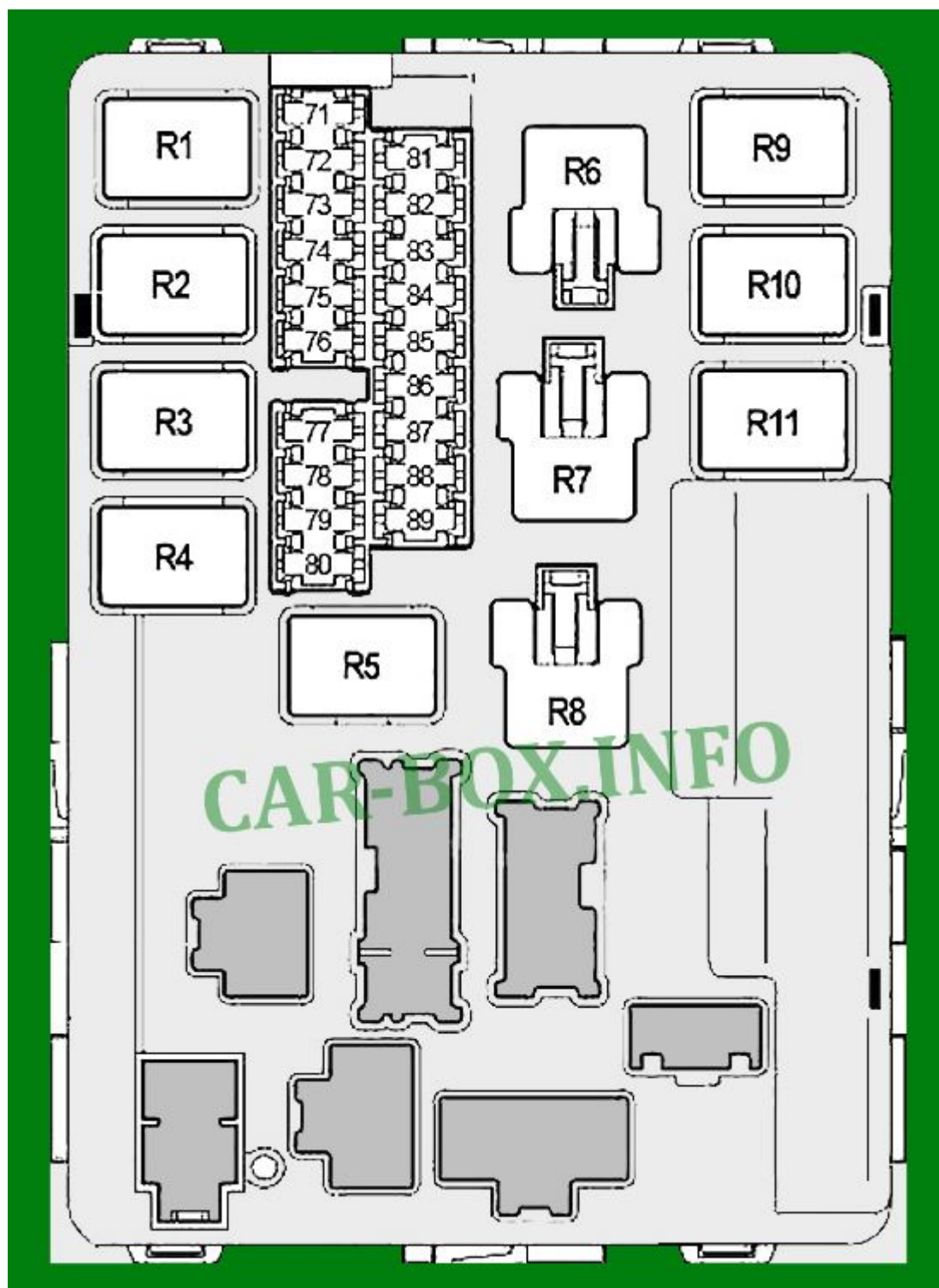


There are three mounting blocks here.

### Fuse box #1

---

## Diagram



No.	Description	A
71	IPDM CPU, parking light relay (side light, license plate light, instrument panel light, rear curtain)	15
72	Right headlight (high beam)	10
73	Wiper relay	30

**Diagram**

74	Left headlight (high beam)	10
75	Heated rear window relay	20
76	Right headlight (low beam)	15
77	Engine Control Module (ECM) Relay (ECM, Ignition Coils, Condenser, Intake Valve Solenoid, Exhaust Valve Timing Control Magnet Retarder (VQ35HR), MAF Sensor, EVAP Vent Valve, Intake Clutch Position Sensor (VK45DE ), crankshaft position sensor (VK45DE), camshaft position sensor (VK45DE), intake manifold geometry change system (VK45DE)	20
78	IPDM CPU	15
79	Air conditioner relay	10
80	Heated rear window relay	20
81	<u>Fuel pump fuse</u>	15
82	Intelligent cruise control (ICC), steering angle sensor, ABS / VDC / TCS control unit, yaw rate and angular acceleration sensor, power steering control unit, Active Rear Wheel Steering (RAS), All Wheel Drive (AWD)	10
83	Transmission Control Module (TCM), Snow Mode	10
84	Wiper motor, washer	10
85	Air fuel ratio sensors, oxygen sensors	15
86	Left headlight (low beam)	15
87	Throttle valve relay	15
88	Front fog light relay	15
89	-	-

**Relay**

R1	The engine control unit
R2	High beam
R3	Low beam
R4	Starter
R5	Ignition
R6	-
R7	-

## Diagram

R8 Heated seats

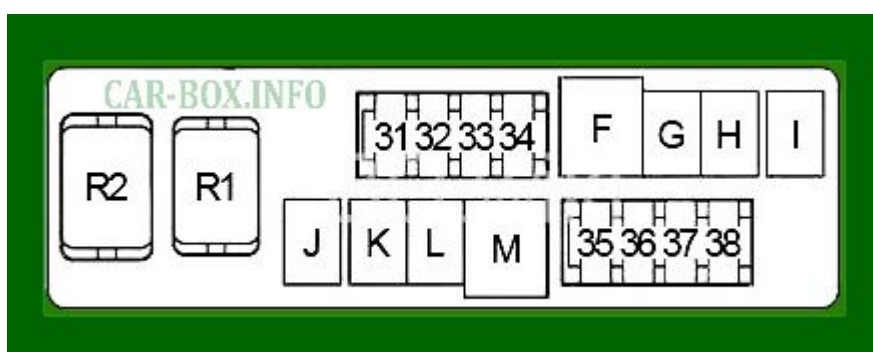
R9 Throttle valve

R10 **Fuel pump relay**

R11 Front fog light

## Fuse box #2

### Diagram



No.	Description	A
31	Active Rear Wheel Steering (RAS)	20
32	Daytime Running Lights	10
33	Four-wheel drive	10
34	Transmission control module (TCM)	10
35	Horn relay	15
36	Generator	10
37	Combination switch, AV module, digital radio receiver, Tel adapter, front display, CD changer, iPod adapter, camera control unit, DVD player, video distributor, rear display, anti-theft indicator	15
38	Seat heating relay	15
F	Body control module (BCM), power windows, central locking, power seats, direction indicators, hazard warning lights, interior lights, sunroof, driver's seat adaptation t	50
G	Pre-crash seat belt pretensioner system	30
H	Ignition, power distribution unit (PDU)	30

## Diagram

I	Cooling fan relay	50
J	ABS / VDC / TCS	50
K	ABS / VDC / TCS	30
L	-	-
M	Starter, power distribution unit (PDU)	40

## Relay

R1	Horn relay
R2	Reversing lamps

## Fuse box #3



Diagram.

No.	Appointment	A
41	Passenger seat climate control	15
42	Driver's seat climate control	15
43	-	-
44	-	-

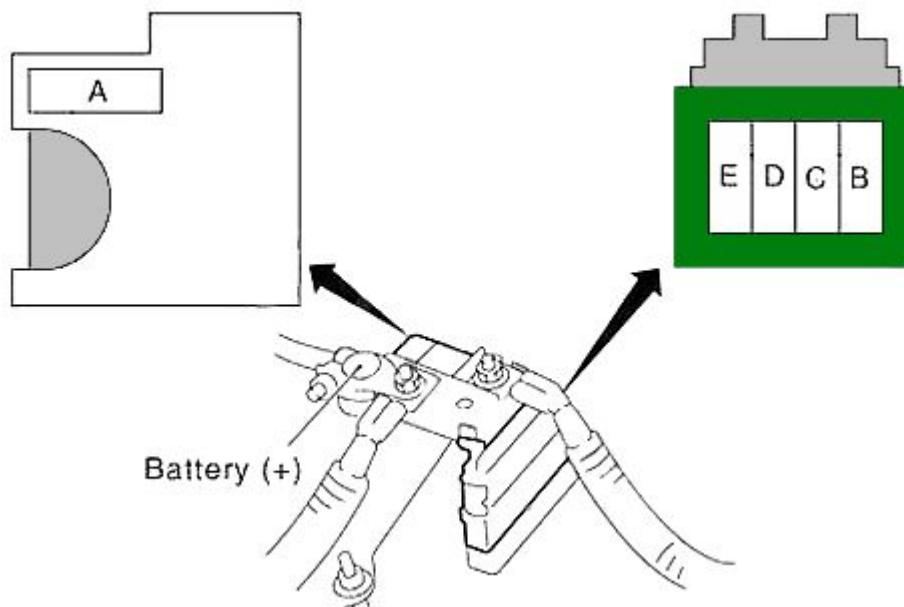
## Relay

R1	Climate control seats
R2	Intelligent Cruise Control (ICC)

## Power fuse panel

Located on the battery.

### Diagram



No.	Decoding	A
A	Alternator (VK45DE or AWD (four-wheel drive)) fuses "B", "C"	140
B	Fuses "31", "32", "33", "34", "35", "36", "37", "38", "F", "G", "H", "I", "J", "K", "M"	100
C	High beam relay (fuses "72", "74"), low beam relay (fuses "76", "86"), fuses "71", "73", "75", "87", "88"	80
D	Auxiliary relay (fuses "5", "6", "7"), heater relay (fuses "10", "11"), fuses "17", "18", "19", "20", "21", "22", "41", "42"	60
E	Ignition relay (A / C relay, wiper relay, wiper speed relay, fuses "81", "82", "83", "84", "85"), fuses "77", "78", "79", "80"	80

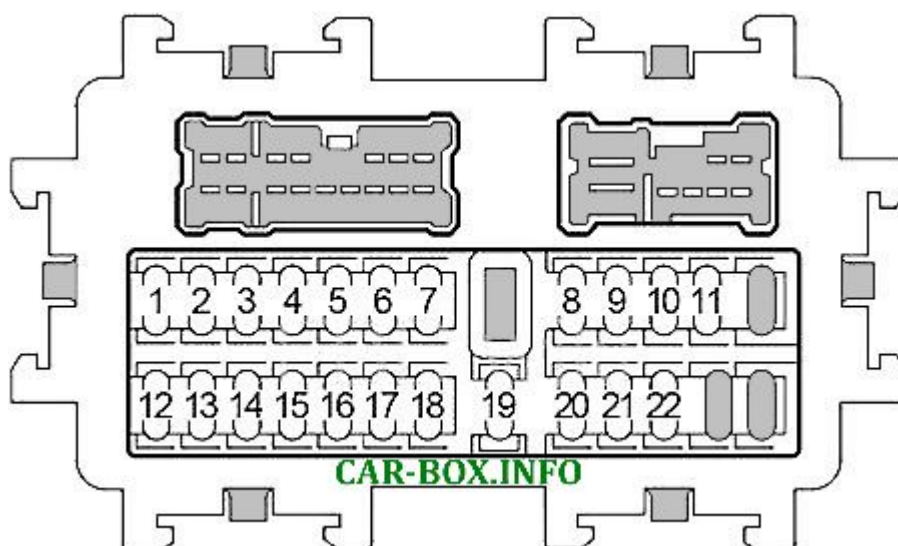


## In the passenger compartment



There is one fuse block with fuses in the passenger compartment; some relay modules are located on its back side.

### Diagram



No.	Description	A
1	Body electronics module (BCM), engine control module (ECM), injectors, power windows, central locking, direction indicators, hazard warning lights, interior lighting, sunroof	15



## Diagram

2	-	-
3	-	-
4	-	-
5	Front outlet, rear outlet	15
6	Combination switch, "Unified Meter and A / C Amplifier" block, rear row multimedia system, AV module, digital radio receiver, Tel adapter, front display, CD changer, iPod adapter, camera control unit, BOSE amplifier, DVD player, video distributor, rear display, body electronics module (BCM), smart key, instrument cluster, interior lights	10
7	<b>Infiniti M35 / M45 cigarette lighter</b>	15
8	Heated mirrors	10
9	-	-
10	Heater motor	15
11		15
12	Intelligent Cruise Control (ICC), Lane Departure Control (LDW), Unified Meter and A / C Amplifier, Diagnostic Connector, Transmission Selector Lock Relay, A / C Compressor, AV Module, Tel Adapter, Smart Key System, Cruise-control (ASCD), cooling fan relay, rear curtain, electrochromic rearview mirror, heated rear window relay, adaptive front lighting (AFS), headlight range control, tire pressure monitoring system, wiper relay	10
13	Airbags	10
14	Instrument cluster, reversing lamp relay, AV module, camera control unit	10
15	Pre-crash seat belt pretensioner system	10
16	-	-
17	Amplifier BOSE	15
18		15
19	Diagnostic connector, "Unified Meter and A / C Amplifier" block, electrochromic rearview mirror, garage door remote control (Homelink), compass, rain sensor	10
20	Brake light switch, intelligent cruise control (ICC), smart key system	10
21	Instrument panel, body electronics module (BCM), power windows, central locking, driver's seat adaptation system, power seats, direction indicators, hazard warning lights, interior lights, sunroof	10

## Diagram

---

22	Key slot, start button, smart key system, buzzer, power distribution unit (PDU)	10
----	---	----

---

## Relay



---

R1	Heater
----	--------

---

R2	Auxiliary
----	-----------

---