


Fuses and relays Lincoln Mark LT (mk1; 2005-2008)

 car-box.info/lincoln/mark-lt/mk1-2005-2008.html

In this article, we will take a detailed look at the fuse diagrams for the Lincoln Mark LT (first generation): 2005, 2006, 2007, 2008 release.



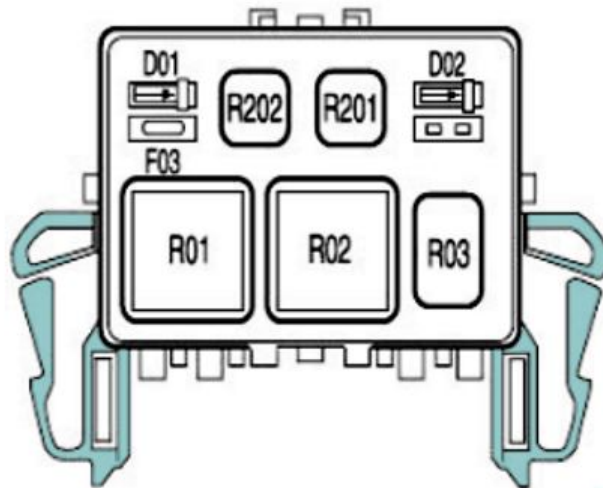
Fuses #37, #39 (up to 2006), #41 (up to 2006), #110 (from 2007) and #117 (from 2007) in the interior block are responsible for the cigarette lighter.



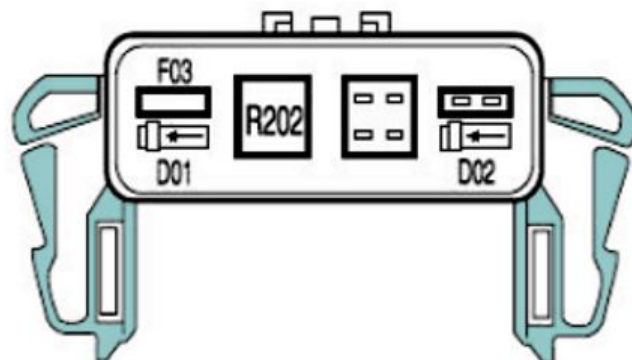
Relay block located on the left fender of the engine bay.

Diagram

With DRL and 4x4



Without DRL and 4x4



F03	Clockspring illumination (5A)
-----	-------------------------------

D01	A/C clutch diode
-----	------------------

D02	One Touch Integrated Start (OTIS) diode (2008)
-----	--

R01	4x4 CCW
-----	---------

R02	4x4 CW
-----	--------

R03	DRL - high beam disable
-----	-------------------------

Diagram

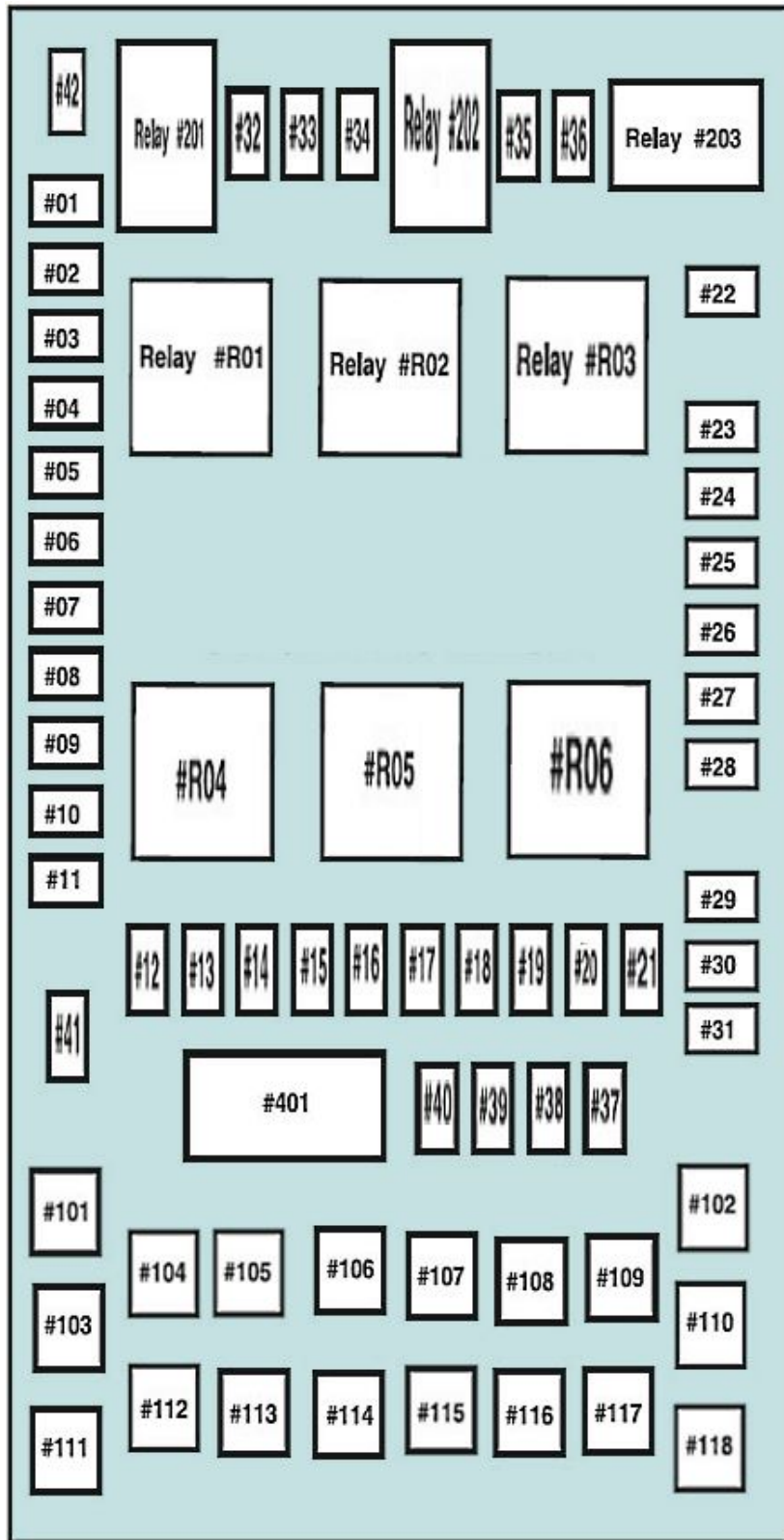
R201 Daytime Running Lamps

R202 A/C clutch relay



Located in the right side of the dashboard, behind the trim panel.

Diagram



No.	Relay
R01	Starter solenoid

Diagram

R02	Accessory delay	
R03	headlamps Hi-beam	
R04	Heated backlite	
R05	Trailer tow - battery charge	
R06	Blower motor	
R201	Trailer tow - park lamps	
R202	Fog lamps relay	
R203	Powertrain control module (PCM)	
No.	Fuse	Amps
#1	Wipers, Instrument cluster - Run/Accessory	10 A
#2	Brake on/off switch, Turn / Stop lamps, Hazard flashers (2007-2008)	20 A
#3	2005-2006: Memory seats and pedals / Power mirrors	5 A
	2007-2008: Memory seats and pedals, Power mirrors, Driver power seat	7,5 A
#4	Power fold mirror / DVD battery power	10 A
#5	Keep alive memory for PCM and climate control unit	7,5 A
#6	BSM, Parklamps, illumination of the Instrument panel	15 A
#7	Radio (start signal)	5 A
#8	Switch indicator / Heated mirrors	10 A
#9	<u>Fuel injectors/ Fuel pump relay (2007-2008).</u>	20 A
#10	Trailer tow parklamp relay (R201) / Trailer tow back-up lamps relay (PCB1)	20 A
#11	A/C clutch, 4x4 solenoid	10 A
#12	PCM relay coil (2007-2008)	5 A
#13	Flasher relay / Climate control unit	10 A

Diagram

#14	Trailer tow back-up lamps relay coil, Back-up lamp and Daytime Running Lamps relay coil, EC mirror, Redundant speed control switch, A/C pressure switch, ABS unit, Heated PCV, Reverse park aid, Navigation radio (reverse input (2007-2008))	10 A
#15	Cluster, Overdrive cancel, Traction control switch (2007-2008)	5 A
#16	Brake-shift interlock solenoid	10 A
#17	R202 - Fog lamp relay	15 A
#18	Run/Start feed - Electrochromatic mirror, Overhead power point, BSM, Heated seats, Compass, RSS (Reverse Sensing System)	10 A
#19	OCS (2007-2008) / Restraints (Air bag unit)	10 A
#20	overhead power point battery feed	10 A
#21	Cluster - keep alive power	15 A
#22	Delayed accessory power for power door lock switch, audio and sunroof illumination switch	10 A
#23	Right headlamp low beam	10 A
#24	Battery saver power for demand lamps	15 A
#25	Left headlamp low beam	10 A
#26	Horn power and relay (PCB3)	20 A
#27	<ul style="list-style-type: none">• 2005-2006: Cluster air bag warning lamp• Passenger Airbag Deactivation (PAD) warning lamp, Cluster RUN /START power	5 A
#28	SecuriLock transceiver (PATS)	5 A
#29	Powertrain control module 4x4 power	15 A
#30		15 A
#31	Radio, Satellite radio module (2007-2008)	20 A
#32	Vapor Management Valve (VMV), Canister vent, A/C clutch relay, CMCV, Heated Exhaust Gas Oxygen (HEGO) sensors #11 and #21, Mass Air Flow (MAF) sensor, VCT, Electronic fan clutch (2007-2008)	15 A

Diagram

#33	CMS #12 and #22 / Shift solenoid	15 A
#34	PCM power and Fuel injectors - 2005-2006	20 A
	PCM power and Fuel injectors - 2007-2008	15 A
#35	High beam headlamps and Instrument panel high beam indicator	20 A
#36	Right turn/stop lamps - trailer tow	10 A
#37	from 2007: Center console and Rear 12V power outlet (cigarette lighter)	20 A
#38	Subwoofer	25 A
#39	Up to 2006: Instrument panel 12V power outlet and cigar lighter fuse	20 A
#40	DRL / headlamps low beam	20 A
#41	Up to 2006: Cigarette lighter, Diagnostic connector power	20 A
#42	Trailer tow left turn/stop lamps	10 A
#101	Starter solenoid	30 A
#102	Ignition switch feed	20 A
#103	ABS valves	20 A
#104	Empty	-
#105	Electric trailer brakes	30 A
#106	Trailer tow battery charge	30 A
#107	Power door locks (BSM)	30 A
#108	Power seat passenger	30 A
#109	Adjustable pedals, Driver power seat, Memory module (pedals, seat, mirror; (2007-2008))	30 A
#110	From 2007: Diagnostic connector power / Lincoln Mark LT cigarette lighter fuse	20 A
#111	4x4 relays	30 A

Diagram

#112	ABS pump power	40 A
#113	Wipers and washer pump	30 A
#114	Heated mirror power / Heated backlite	40 A
#115	From 2007: Sunroof module	20 A
#116	Blower motor	30 A
#117	From 2007: Instrument panel 12V power outlet	20 A
#118	Heated seats	30 A
#401	Circuit breaker: Sunroof, Power windows, Power sliding backlite	30 A